



PRICE LIST

Effective Date: March 1, 2016

Seating & Occasional Tables

This document includes the 2.9% price increase adjustment effective April 1, 2017. Please visit www.IndianaFurniture.com for all the latest introductions.

Clearly Green

level®, BIFMA's sustainability certification program for furniture, is a comprehensive and transparent third-party certification program. The level mark attests that the product, the manufacturing facility, and the company responsible for the product brand, have been evaluated against the multi-attribute criteria of the ANSI/BIFMA e3 Furniture Sustainability Standard. Products certified under the level program can be chosen with confidence. All Indiana Furniture case-goods and seating solutions are BIFMA level® 2 Certified.



A number of Indiana Furniture products have achieved Intertek's ETL Environmental VOC Certification and are recognized as products that safeguard indoor air quality. The certification — which extends to Elevate, Gesso, Revolutions, Madera, Resilience, Canvas, all Conference, Reception and Seating solutions, demonstrates that Indiana Furniture's products conform to the ANSI/BIFMA Furniture Emissions Standards (M7.1/X7.1-2011) for Office Furniture Systems and Components. They also earn points for LEED Credit 4.5.



Once cured by UV lighting, our UVAdvantage® finish does not emit irritable toxins, formaldehyde, or solvents into the air creating safe work environments within new furniture installations. This has allowed us to earn Indoor Air Quality Certification on our products with UVAdvantage finish. Our UVAdvantage finish process greatly reduces hazardous air pollutants which contribute to smog formation. Excess UV finish is recaptured over and over again reducing waste material within our facilities.



Forest Stewardship Council® (FSC®) Chain-of-Custody(CoC) Certification is an assurance that wood based materials used in products come from forests that meet stringent environmental, social, and economic standards. It is the path taken by raw materials from the forest to the consumer, including all successive stages of harvesting, processing, manufacturing and distribution. Only products from FSC CoC companies can claim the FSC designation, assurance of a socially and environmentally responsible purchasing decision. FSC CoC Certification is recognized by the U.S. Green Building Council's (USGBC) LEED Rating System for environmentally focused design. From a customer perspective, the FSC label represents a promise made; CoC standards are the mechanism FSC uses to ensure that promise is delivered. Indiana Furniture has been awarded FSC CoC Certification, by GFA Certification GmbH, an independent third-party accredited by the FSC to certify companies to their international standards. Indiana Furniture's FSC certificate number is GFA-COC-002183 and the FSC license code is FSC-C110951. FSC-certified products can be requested at the time of order for most Indiana Furniture products.



The following items are excluded from the 2.9% price increase

Tri-One Multi-Use Tables	01-DUOBEZELW	01-PDUOBEZELW	01-LCOMVGA
Britta Seating	01-DUOBEZELB	01-PDUOBEZELB	01-LCOMHDMI
Factory Installed Grommets	01-DUOBEZELS	01-PDUOBEZELS	01-LCOMRJ45
01-BLUETOOTHSWITCH	01-TRIOBEZELW	01-PTRIOBEZELW	01-POWER
01-MEMORYSWITCH	01-TRIOBEZELB	01-PTRIOBEZELB	01-6JUMP
01-WEPRESENT	01-TRIOBEZELS	01-PTRIOBEZELS	01-5JUMP
			01-4JUMP
			01-2JUMP

Check out lower pricing for Secret Tables on-line!

Warranty	3
General Information and Conditions of Sale	4
Seating Specifications	5
COM/COL Form	8-9
Fabric Grading	10-16

SEATING - CONTEMPORARY

Alita™ 630 Series	
Guest Chairs	18
Avia™ 750 Series	
Executive Task Chair	19
Management Task Chair	19
Executive Task Chair	20
Management Task Chair	20
Bliss™ 370 Series	
Ordering Options	21
Sofa Task Arm	22
Settee Task Arm	22
Guest Chair Task Arm	22
Sofa Privacy Arm	23
Settee Privacy Arm	23
Guest Chair Privacy Arm	23
Sofa Conversation Arm	24
Settee Conversation Arm	24
Guest Chair Conversation Arm	24
Bow Tie™ 170 Series	
Guest Chairs	25
Bar Stool	25
Brea™ 510 Series	
Executive Swivel Tilt	26
Management Swivel Tilt	26
Guest Chairs	27
Carreta™ 440 Series	
Bench Module	28
Complete Module	29
Mix Module	30
90° Connector	30
Curve Bench Module	31
Curve In Module	31
Curve Out Module	31
Complementary Table Closed	32
Complementary Table Open	32
Charm™ 680 Series	
Guest Chairs	33-34
Chat™ 370 Series	
Ordering Options	35
Club Chair	36
Settee	36
Sofa	36
Cicero™ 290 Series	
Sofa	37
Settee	37
Guest Chair	37
Clutch™ 580 Series	
Ordering Options	38
Management Swivel	39
Executive Swivel	39

Delphi™ 260 Series	
Guest Chairs	40-41
Elara™ 780 Series	
Guest Chairs	42
Stacking Guest Chair	42
Felix® 470 Series	
Mesh Back With Arms	43
Upholstered Back With Arms	43
Wood Back With Arms	43
Mesh Back Armless	44
Upholstered Back Armless	44
Wood Back Armless	44
Gleem™ 390 Series	
Guest Chairs	45
Inspiration™ 480 Series	
3-Seat Tandem	46
2-Seat Tandem	46
Guest Chair	46
3-Seat Tandem	47
2-Seat Tandem	47
Guest Chair	47
Lounge Bench	47
Bariatric Chairs	48
Rectangular Ganging Table	48
Corner Ganging Table	48
Isla™ 370 Series	
Ordering Options	49
Guest Chair Privacy Arm - 2 Arms	50
Settee Privacy Arm - 2 Arms	50
Sofa Privacy Arm - 2 Arms	50
Guest Chair Privacy Arm - 1 Arm	51
Settee Privacy Arm - 1 Arm	51
Sofa Privacy Arm - 1 Arm	51
Guest Chair Task Arm - 2 Arms	52
Settee Task Arm - 2 Arms	52
Sofa Task Arm - 2 Arms	52
Guest Chair Task Arm - 1 Arm	53
Settee Task Arm - 1 Arm	53
Sofa Task Arm - 1 Arm	53
Guest Chair No Arms	54
Settee No Arms	54
Sofa No Arms	54
Corner Unit	55
Single Bench	55
Double Bench	55
Single Ottoman	56
Double Ottoman	56
Ganging Tables	57
Ganging Corner Table	58
End Table	58
Lamp Table	58
Magazine Table	58
Joy™ 850 Series	
Ordering Options	59
Task Chairs	60
Klarete™ 770 Series	
Guest Chairs	61

Marquee™ 420 Series		Halsted™ 160 Series	
Ordering Options.....	62	Guest Chairs.....	88
Executive Swivel With Headrest.....	63	Guest Chairs With Casters.....	88
Executive Swivel.....	63	Kennerly™ 130 Series	
Management Swivel.....	63	Management Swivel Tilt.....	89, 90
Guest Chair With Pillow Back.....	64	Guest Chair.....	89, 90
Bariatric Guest Chair With Pillow Back.....	64	Guest Chair With Casters.....	89, 90
Settee With Pillow Back.....	64	Larson™ 100 Series	
Guest Chair.....	65	Management Swivel Tilt.....	91, 92
Bariatric Guest Chair.....	65	Guest Chair.....	91, 92
Settee.....	65	Reminisce™ 110 Series	
Straight Ganging Table.....	66	Management Swivel Tilt.....	93
Corner Ganging Table 90°.....	66	Guest Chair.....	93
Corner Ganging Table 60°.....	66	Management Swivel Tilt.....	94
Corner Ganging Table 45°.....	67	Guest Chair.....	94
Corner Ganging Table 30°.....	67		
Corner Ganging Table 22°.....	67	OCCASIONAL TABLES	
Ganging Bracket Set.....	67	Occasional Tables Options.....	96
Oscar™ 450 Series		Jot™ 410 Series	
Ordering Options.....	68	Ordering Options.....	97
Swivel.....	69	Auxiliary Table.....	98
Portia™ 570 Series		Square End Table.....	98
Sofa.....	70	Circular End Table.....	98
Settee.....	70	Square Cocktail Table.....	98
Guest Chair.....	70	Rectangular Cocktail Table.....	99
Striations™ 780 Series		Circular Cocktail Table.....	99
Stacking Guest Chairs.....	71	Sofa Table.....	99
Syntric™ 410 Series		Topsy Turvy® 521 Series	
Executive Swivel.....	72	Ordering Options.....	100
Management Swivel.....	72	Topsy Square Magazine Table.....	101
Trift™ 980 Series		Topsy Square End Table.....	101
Guest Chairs.....	73-75	Topsy Rectangular Console Table.....	101
Triple Play™ Series		Turvy Round Magazine Table.....	102
Ordering Options.....	76	Turvy Round End Table.....	102
Task Chairs.....	77	Turvy Rounded Console Table.....	102
Vive™ 300 Series		Marquee™ 420 Series	
Guest Chairs.....	78-80	Ordering Options.....	103
		Lamp Table.....	104
SEATING - TRADITIONAL		Magazine Table.....	104
Amery™ 150 Series		Magazine Table.....	104
Executive Swivel Tilt.....	82, 83	Cicero™ 290 Series	
Management Swivel Tilt.....	82, 83	Ordering Options.....	105
High Back Guest Chair.....	82, 83	Elliptical Magazine Table.....	106
Guest Chair.....	82, 83	Magazine Table.....	106
Benton™ 250 Series		Lamp Table.....	106
Sofa.....	84	Rounded End Table.....	106
Settee.....	84	Console Table.....	106
Guest Chair.....	84	Inspiration™ 480 Series	
Breman™ 180 Series		Ordering Options.....	107
Executive Swivel Tilts.....	85, 86	Lamp Table.....	108
Guest Chairs.....	85, 86	Magazine Table.....	108
Cirka™ 200 Series			
Guest Chairs.....	87		
Guest Chairs With Casters.....	87		

Subject to the limitations set forth in this warranty, Indiana Furniture Industries, Inc. (“**Indiana Furniture**”) warrants to the original purchaser all product in this price list (“**Product**”) to be free from defects in material and workmanship given normal use for a twelve year period from the date of manufacture. During the applicable warranty period, Indiana Furniture, as its sole obligation, will repair or replace (in Indiana Furniture’s sole discretion) any Product, part, or component covered by this warranty and sold after March 1, 2016, which fails under normal use as a result of a defect in material or workmanship. Normal use is defined as the equivalent of a single shift, 40-hour work week. Indiana Furniture will repair or replace the defective Product, part, or component with a comparable Product, part or component.

Warranty periods are limited for certain Products and parts as follows:

12-year Warranty (from the date of manufacture)

- Seating Mechanisms
- Veneers
- Laminates
- Casters and Glides

5-year Warranty (from the date of manufacture)

- Triple Play Series
- Electrical Components
- Pneumatic Cylinders
- Textiles, Foam, and Decorative Trim
- Swivel Arm Pads
- Keyboard kits
- Lighting

2-year Warranty (from the date of manufacture)

- All Sit-To-Stand Mechanisms

THIS WARRANTY DOES NOT COVER:

- Damage caused by a carrier or third party
- Normal or routine wear and tear
- Appearance, durability, quality, behavior, colorfastness or any other attribute of customer’s own materials or any non-standard Indiana Furniture material (including Maharam, Momentum, Mayer, UltraFabrics) specified by the customer and applied to a Product
- Color, grain or texture of wood, laminate and other covering materials
- Changes in wood or fabric color due to aging or exposure to light

As the manufacturer of the Product, Indiana Furniture stands behind its craftsmanship and pledges to do everything it can to reasonably resolve, as quickly as possible, any problems you may have with the Product within the terms and conditions of this warranty.

If you encounter a defect covered by the foregoing warranty, you should contact the dealer from whom you purchased the Product. If the dealer is unable to resolve your warranty issues, you should contact Indiana Furniture. Please ensure that you have all of the pertinent facts when contacting the dealer or Indiana Furniture, including the model number and factory order number from the inspection label attached to the Product.

INDIANA FURNITURE IS NOT PROVIDING, AND SPECIFICALLY DISCLAIMS, ANY OTHER WARRANTIES FOR THE PRODUCTS, EXPRESS OR IMPLIED, INCLUDING ANY IMPLIED WARRANTY OF MERCHANTABILITY OR FITNESS FOR A PARTICULAR PURPOSE. INDIANA FURNITURE SHALL NOT BE LIABLE TO PURCHASER OR ANY THIRD PARTY FOR CONSEQUENTIAL, INCIDENTAL, INDIRECT OR SPECIAL DAMAGES, INCLUDING, WITHOUT LIMITATION, DAMAGES ARISING OUT OF OR RESULTING IN ANY MALFUNCTIONS, DELAYS, LOSS OF PROFIT, INTERRUPTION OF BUSINESS, PERSONAL INJURY, BODILY INJURY, DEATH, DISMEMBERMENT, OR PROPERTY DAMAGE.

Indiana Furniture Industries, Inc.
Attn: Customer Service
1224 Mill Street, P.O. Box 270
Jasper, Indiana 47547-0270
800.422.5727
Fax 812.482.9035
custserv@indianafurniture.com

ORDERING INFORMATION

All orders should be emailed to neworders@indianafurniture.com. Orders can be faxed to 812-482-9035. Orders can also be mailed to:

Indiana Furniture
P.O. Box 270
1224 Mill Street
Jasper, IN 47547-0270

ORDER PROCEDURE

All orders must include purchase order number, billing address, ship-to address and phone number, and any special instructions.

When ordering casegoods, give complete quantity, model number, finish and any other options. When ordering seating, give complete quantity, model number, finish, fabric and any other options.

Within each series, an example of "How to Order" is illustrated at the bottom of each page. For further clarification of order procedure, contact Customer Service.

PRICING

All prices shown are suggested retail prices F.O.B. Point of Origin, freight prepaid and allowed to one continental US destination. Prices, specifications and materials are subject to change without notice. Possession and/or distribution of this price list does not in itself constitute an offer to sell. Orders can be received only from authorized Indiana Furniture dealers. Orders will be billed at prices prevailing at time of shipment, unless acknowledged prior to the effective date of the price change, in which case billing will be at the price acknowledged.

ACKNOWLEDGEMENT

All orders will be acknowledged promptly, showing how the order was entered, its approximate shipping date and other pertinent information. This acknowledgement is the final agreement between the customer and Indiana Furniture and is the exclusive statement of the terms thereof. Please examine this acknowledgement carefully and advise Indiana Furniture immediately of any discrepancies.

BUYER'S OBLIGATION: RIGHTS OF SELLER

If Indiana Furniture shall at any time doubt Buyer's financial responsibility, Indiana Furniture may decline to make shipments hereunder except upon receipt of cash payment in advance or security or other proof of responsibility satisfactory to Indiana Furniture. If buyer fails in any way to fulfill the terms and conditions set forth herein, Indiana Furniture may defer shipments until such default is corrected. Remedies provided herein shall be in addition to, and not in lieu of other remedies. Buyer agrees to abide by payment terms as listed on invoice. Buyer shall pay all reasonable costs and expenses, including attorney and collection fees, and late fees, incurred by Seller in connection with any amounts due for goods ordered.

CANCELLATIONS AND CHANGES

Due to immediate production on build to order items, all orders are considered firm and are not subject to cancellation or change without approval from Indiana Furniture. All approved changes are subject to additional charges and revised lead times.

PRODUCT DESIGN AND SPECIFICATION CHANGES

Indiana Furniture reserves the right to make changes in design and construction or discontinue products without prior notice.

REPAIR CHARGES

Indiana Furniture will only pay repair charges if Customer Service gives prior written authorization. No repair charge will be paid without advance approval at which time you will be issued a repair authorization number that will allow you to invoice Indiana Furniture for the completed work.

WAREHOUSE STORAGE CHARGES

If a shipment is held beyond 14 calendar days at your request a **.067% per calendar day** (2% per month) storage charge will be assessed. The effective date will be 14 calendar days after the acknowledged ship date. Further, the prices applied to the order will be those in effect at the time of shipment.

DAMAGED MERCHANDISE

The consignee is responsible for filing claims with the carrier for damage and shortages. Claims for both obvious and concealed damage must be filed within 15 calendar days, and the damaged merchandise must not have been moved from the original receiving location. All damaged merchandise, including the cartons and packing materials, must be retained for inspection by either the carrier or by an Indiana Furniture Sales Representative. Indiana Furniture reserves the right to select the most cost effective way to repair or replace the damaged item. Once you have notified the carrier, please contact Customer Service for further assistance.

Obvious Damage/Missing Cartons - Do not refuse merchandise damaged in transit. Indiana Furniture recommends the consignee inspect all merchandise upon arrival. If a shipment is received damaged or short, note all information on carrier's copy and your copy of freight bill and delivery receipt. Notify the delivering carrier and file a claim immediately. Pending the results of your claim, either Indiana Furniture or the carrier will cover 100% of the cost to repair or replace the damaged or missing item.

Concealed Damage - If concealed damage is discovered, notify the delivering carrier at once and request an inspection. This must be done within **15 calendar days of delivery**. If the carrier will not perform the inspection, you should prepare an affidavit that you contacted them, noting the time and date, and that they failed to comply with your request. This, along with the other papers in your possession, will support the claim. Pending the results of your claim, the cost to repair or replace the item will be covered 1/3 by the carrier and 2/3 by Indiana Furniture for shipments less than a full truckload and 100% by Indiana Furniture for shipments of full truckloads.

RETURN MERCHANDISE

Merchandise will not be accepted for return without an RGA (Return Goods Authorization) issued by Indiana Furniture. We will consider issuing RGA's for the following reasons:

1. Manufacturing defect (inspected by Indiana Furniture representative)
2. Indiana Furniture order processing error
3. Shipping error
4. Mis-marked cartons
5. Duplicated shipments

If you have any questions as to whether your reason for return qualifies for consideration, please contact your Customer Service Representative. Merchandise must be returned within 60 days of the RGA issued date, or within 60 days upon receipt of replacement product to receive credit. Returns due to mis-marked cartons must also be returned in the original cartoning, with shipping labels intact, to receive credit.

All merchandise being returned must be properly packed and protected to ensure no further damage is incurred during transportation back to an Indiana Furniture facility. Upon receipt, all returned merchandise will be thoroughly inspected and the results compared to the reason for return stated on the RGA. Any discrepancies, such as additional damage, signs of usage, missing parts, etc., will result in an adjustment to the amount of credit issued.

DELIVERY AND FREIGHT CHARGES

All shipments are F.O.B. Point of Origin, Jasper, IN, freight prepaid and allowed dock to dock on 53' trailer. Ownership and responsibility of the merchandise becomes that of the buyer upon delivery to the freight company. Shipments into Alaska, Hawaii, Canada, Mexico, Puerto Rico and other exports are freight prepaid and allowed to port of exit.

Indiana Furniture reserves the right to select the most appropriate carrier and routing on all shipments. Indiana Furniture will attempt to accommodate requests for favored carriers and delivery times. Deliveries requested Monday through Thursday, after 3pm, will be assessed a \$250 per truck after hours fee. Deliveries requested after 3pm on Friday or on weekends, will be assessed a \$500 per truck weekend delivery fee.

Inside delivery and installation services are not included in the pricing shown. Any deviation from dock-to-dock delivery, such as but not limited to, non-dock, residential, or inside delivery must be specified on the order. Should these services be requested or required, all charges incurred will be charged to the "Sold To" of the order.

Orders of less than 750 pounds will be assessed a handling charge of \$75.00 Net Per Order. (This will be waived for items shipped via a small package carrier.)

BIFMA AND ANSI TESTING

Indiana Furniture is a member of the Business and Institutional Furniture Manufacturer's Association (BIFMA). Tests developed by the BIFMA and approved by the American National Standards Institute (ANSI) determine the strength and durability of casegoods and seating in its everyday use. Although this testing does not serve as a warranty or guarantee, Indiana Furniture products within this price list have been tested by an independent verifying body and meet or exceed applicable BIFMA and ANSI standards.

Seating

How to Order

MODEL NO.	DESCRIPTION
396	Finish LW Fabric Momentum - Fuse - Ginger

All options must be labeled and specified.



Specifications

UPHOLSTERY

Indiana Furniture manufactures seating to meet your own personal style and taste. Highly-skilled upholsterers hand tailor each unit to meet individual chair specifications. Button tufting is hand applied, and pleats are individually tailored on each chair. Hand-set nail trim is individually applied to many traditional chairs. Upholstery options include a wide variety of contemporary and traditional styles in vinyls, leathers, Maharam, Momentum, Mayer, and CF Stinson upholsteries, all pre-graded in this price list for your ease of use. No need to order your own fabric and risk lost orders, fabric costs, freight costs, insufficient yardage, delays, damage, misidentification, or wrong shipping locations. Let Indiana Furniture do all the work for you.

CONSTRUCTION

Indiana Furniture chair frames are manufactured using kiln-dried, solid hardwoods and structurally engineered hardwood plywood. All exposed wood areas are selected from the highest grades of hardwoods. All chair joints are double doweled, or mortised and tenoned, screwed, and glued for maximum strength and durability. Our frames are individually hand assembled and carefully hand sanded prior to being finished.

FINISH

Indiana Furniture uses a multi-step hand finishing process on all exposed wood frames. Each frame is pre-sanded for smoothness. Chairs are stained and finished with a catalyzed varnish finish which offers durability, lasting beauty, and resistance to normal wear. All chair finishes correspond with matching Indiana Furniture casegoods finishes which allows for easy match-up of furniture components without having to custom-stain wood chairs or casegoods within an office.

FOAM

All Indiana Furniture chairs feature high grade CAL 117-2013 polyurethane foam that is attached to chair frame members. To secure additional comfort, high gauge sinuous springs or high quality resilient sheet webbing fastened underneath the polyurethane foam ensures a much softer feel to the chair.

LIFTS

All Indiana Furniture swivel chairs are standard with gas lift mechanisms which allow height adjustments to accommodate various work surfaces.


CONTROLS

Indiana Furniture controls are selected to achieve the most comfortable and ease of operation in today's market. Exceeding the strictest ANSI/BIFMA engineering standards, the slim profile mechanisms feature smooth and noiseless operation. Tension control is easily achieved by adjusting the control located within easy reach below the seat and near the front of the mechanism. Selected series offer the swivel-tilt, the knee-tilt, or syncro-tilt controls.

Both the knee-tilt and syncro-tilt options offer variable tension mechanisms to allow for different body sizes and weights and minimal rise of the seat's front edge. This allows the user's feet to remain planted while reclining to a relaxing position. The syncro-tilt mechanism, however, enhances these benefits by taking full advantage of a synchronized seat and back tilting movement.

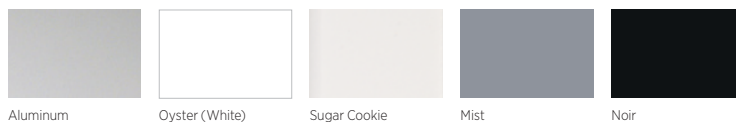


Finish Options



Note: Finish shown represents color of frame and may not depict actual grain pattern of chair.

Metal Options



Exclusions may apply. See series options for inclusions or limitations.

Upholstery Options

Indiana Furniture offers a wide variety of contemporary and traditional styles in vinyls, leathers, Maharam, Momentum, CF Stinson, Mayer Fabrics, and Ultrafabrics, upholsteries, all pre-graded in this price list for your ease of use. See pages 10 - 16.

COM and COL are also accepted at Indiana Furniture. Please see pages 8 - 9 for COM/COL instructions.

GRADED-IN PROGRAMS

As a special service to our customers, Indiana Furniture has graded-in upholsteries from Momentum, cf Stinson, Maharam, Mayer Fabrics, Ultrafabrics, Derby Fabric. Please refer to pages 10-16 for a complete listing of all pre-graded upholsteries. Indiana Furniture, along with these fabric suppliers, is committed to offering you a quick and easy ordering procedure and quick delivery of your seating from a single source supplier.

PHOTOGRAPHIC FABRIC CARDS

The fabrics represented on Indiana Furniture photographic cards were reproduced using the finest technology available. Each Indiana Furniture photo card has an 800 phone # for your use while ordering free fabric swatches or samples. Please verify your desired fabric before ordering as such orders are not subject to return to Indiana Furniture.

FRAMES AND GLIDES

All wood frame chairs feature kiln-dried hardwoods which are double-doweled, securely glued, and screwed for maximum joint stability.

Guest chairs ship with nylon glides.

Felt glides (GFELT) are also available on wood Guest Chairs at no additional charge.

Must be specified on order.

UPHOLSTERY FOAM

All Indiana Furniture chairs consist of a high grade polyurethane foam that meets CAL 117-2013.

FINISH

Indiana Furniture standard seating finishes correspond to casegoods finishes. Minor variations in finish color and value may occur due to the natural characteristics of wood. Consult this price list for specific finish availability within each series.

Special Finishes: Indiana Furniture is able to accommodate our customer's needs for specific finish matches. Please submit a 3" x 5" sample panel to Customer Service for quotation, and lead time.

All Indiana Furniture Chairs feature a catalyzed varnish finish which offers lasting beauty and resistance to normal wear.

CASTERS AND NAIL TRIM

Indiana Furniture contemporary swivel chairs are standard with black hooded dual wheel casters.

All Indiana Furniture traditional seating has brass accents (casters and nail trim) where applicable. Silver accents are available. Please specify (SLVR) at no additional charge.

In addition, no nail trim can be requested (NONT), on Amery, Breman, Cirka, and Kennerly seating at no additional charge. Must be specified on order.

BASES

All Indiana Furniture swivel chairs are standard with 5-star bases. Decorative hardwood caps, stylish black nylon, or sleek metal bases complement each chair design.

Optional bases are available on Syntric™ swivel seating. A contemporary polished Aluminum Base or stylish Wood Base can be selected.

Aluminum Base: Specify "AB" and add 111 list.

Wood Base: Specify "WB" and add 259 list.

CONTROL OPTIONS
Knee-Tilt Control

The Knee-Tilt control features a heavy duty torsion bar or a spring tension control which allows variable tension for different body sizes and weights and minimal rise of the seat's front edge. This allows the user's feet to remain planted while reclining to a relaxing position.

A Knee-Tilt control is available on swivel chairs in Brea™, Larson™, Reminiscé™, Kennerly, Amery™, and Breman™ series.

Knee-Tilt Control: Specify "KT" and add \$183 list.

CAL 133 CERTIFICATION

California Technical Bulletin 133 (TB 133 or CAL 133) is a composite fire test for fully-assembled seating manufactured for use in certain public buildings. As such, the certification is specific to the fabric that is used in conjunction with the frame and the barrier. Many Indiana Furniture seating products, in combination with some of our standard fabrics, can be manufactured to meet the requirements for certification. Depending on the frame style, a fire-retardant barrier or fire-retardant foam will be incorporated in the chair construction to provide the best opportunity for a successful CAL 133 burn test.

The cost of the test is \$710 (net) which includes the test, freight to the test facility and the fully-assembled test sample. Once payment has been made, please allow approximately 6 - 8 weeks for the production of the chair and the completion of the test. Once we receive the successful certification, the order may be placed allowing for 1 week extra leadtime using the "CAL" prefix on the model number with an up-charge of \$107 list per chair. Please contact Customer Service at 800.422.5727 to order the test.

If you do not need the actual Certification, but wish to have the chairs manufactured to meet the regulation, we can upholster the chair using the fire-retardant components at the \$107 list up-charge per chair. Please order the appropriate frame allowing for 1 week extra leadtime, using the "CAL" prefix in front of the model number.

Please note that if you wish to have Certification on a COM material, Indiana Furniture must approve the fabric according to the COM policy as well.

COM - CUSTOMER'S OWN MATERIAL

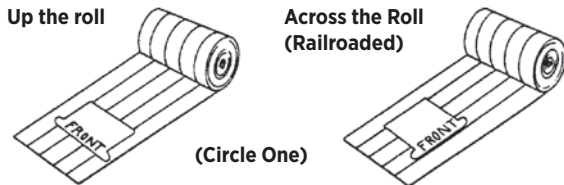
All Indiana Furniture seating is available with material furnished by the customer. Refer to grade 1 for list prices. Refer to individual model number for COM yardage requirements. The listed COM yardage requirement is based on the use of non-directional fabric 54" wide for a quantity of one chair. Extra fabric is required to match any pattern with a repeat, either vertically or horizontally. Use the chart below as a guide to add to plain COM yardage requirements listed in the price list.

For multiple chair quantities, contact customer service to optimize the yardage per chair at 800-422-5727.

Fabric	Plain	2" - 14"	15" - 27"	28" - 36"
<u>Width</u>	<u>Fabric</u>	<u>Repeat</u>	<u>Repeat</u>	<u>Repeat</u>
54"	0%	10%	25%	30%

Note: Fabrics less than 54" wide will not be accepted.

Due to the upholstering process used by Indiana Furniture, some COM fabrics are considered directional that may not be considered directional by the fabric supplier. All Fabric COM's are cut "up the roll" and all vinyls are cut "across the roll" by Indiana Furniture unless otherwise directed by the customer (see below). All directional fabrics on Indiana Furniture frames match both vertically and horizontally. If you do not desire repeat match, please specify on order.



Note: Directional covers, such as stripes, patterns and plaids may not meet your satisfaction due to contoured shapes and tufting of some models. Should you require such a selection, we will upholster as perfect as possible, but such orders are not subject to return. If in doubt, contact your Indiana Furniture Customer Service Representative prior to placing the order.

COM/COL Ordering Instructions:

Fill out the form below and attach sample according to instructions on reverse side of form. **COM's must meet and include written confirmation from the supplier verifying CALTB 117-2013 compliance.** Failure to complete this form and supply samples will delay the scheduling of the purchase order. Orders will not be scheduled until fabric is received from the supplier. Fabric should not be ordered until Indiana Furniture has verified the yardage required.

COM Form:

Dealer Name _____ Phone _____ Email _____
 Contact Person _____ City _____ State _____ Zip _____
 Mill/Supplier _____ Pattern _____ Color _____

Repeat Inches: Horizontal _____ Vertical _____ Directional: Up the Roll / RailRoad
 (Circle One)

Note: Required fabric width is 54".

Face Reversible: Yes / No

Product COM is to be applied to:

1) Model # _____ Qty* _____ Ydg. Ea. _____ x Repeat _____ = _____ Yds.
 2) Model # _____ Qty* _____ Ydg. Ea. _____ x Repeat _____ = _____ Yds.

* For multiple chair quantities, contact customer service to optimize the yardage required.

FOR OFFICE USE ONLY:

Advise dealer of COM Rqd: _____ Signed: _____
 CSR

Notes: _____

COL - CUSTOMER'S OWN LEATHER

Indiana Furniture is pleased to accommodate COL selections whenever this special need arises. Refer to grade 1 for list prices. To calculate COL requirements, multiply the COM yardage required times 18 (1 yard of fabric = 18 sq. ft. of usable leather). Customer's own leather specifications for Indiana Furniture seating shown within the price list are based on an average hide size of 45-50 square feet.

All square footage requirements are based on usable footage. The shape of a hide and the usable, clean footage may make it necessary for us to request more leather after COL is received.


Please note leather is a natural product, and variation in texture is a pleasing quality belonging exclusively to high grade, full top grain leathers.

Indiana Furniture reserves the right to inspect, approve, or reject any COM/COL fabric. Once approved, Indiana Furniture cannot assume responsibility for the durability or tailoring quality of COM/COL material.

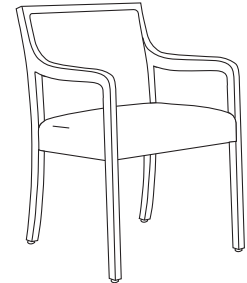
COM/COL Ordering Instructions:

1. Include a 6" sample of the fabric stapled to the order indicating which side is to be exposed.
2. If COM has a pattern or stripe, indicate whether to apply vertically or horizontally. All stripes will be applied vertically unless specified otherwise.
3. Specify the fabric supplier's name, fabric pattern, pattern color, and pattern number.

TOP



TOP



NOTE IMPORTANT REQUIRED INSTRUCTIONS:

Attach sample showing exposed side and mark direction fabric is to be applied.

Form & Fabric Swatch should be sent to:

Indiana Furniture
Attn Customer Service
1224 Mill Street
Jasper, IN 47546

COM/COL should be sent to:

Indiana Furniture
1224 Mill Street
Jasper, IN 47546

A Packing Slip Must Be Included

Checklist

Have you completed the following requirements?

- 1) ___ Attached Sample
- 2) ___ Marked Direction
- 3) ___ Verified Yardage with Indiana Furniture
- 4) ___ Have fabric tagged with your company name
- 5) ___ Have fabric tagged with your purchase order #
- 6) ___ Have your vendor list their name, pattern, color and yardage on the packing list

Do Not Order Fabric Until Indiana Furniture Has Calculated Yardage

Pattern Name	Price Grade	Pattern Name	Price Grade	Pattern Name	Price Grade	Pattern Name	Price Grade
Ace	2	Drawing Lines	7	Kindle	5	Riga	7
Acoustic	6	Drift	6	Kindred	6	Rivet	3
Align	6	Duo	6	Kinney	3	Row	4
Allegory	7	Edison	6	Knack	2	Sail	6
Amenity II	6	Effloresce	7	Kudos	6	Scan	7
Amuse	3	Elevate	7	Lana	10	Scape	7
April	5	Elle	7	Latitude	8	Scrabble	3
Ardour II	6	Emanate	7	Ledge	4	Scribe	4
Arrange	7	Embark	5	Lella	7	Sense	5
Ascend	5	Eon	3	Lina	7	Sidebar Crypton	5
Audio	6	Epic	2	Lineage	9	Sidebar Incase	4
Audubon	7	Estrella	7	Lineup	2	Signet	10
Avanti	7	Evolve	7	Linq	10	Silica	6
Avenue	4	Expo	2	Livia	7	Silica Etch	6
Axis	2	Feliz	6	Loupe	10	Silica Leather	6
Bandwidth II	6	Felt	7	Ludwig	8	Silica Tech	6
Bangle	1	Felt Melange	8	Malmo	7	Silk Struktur	8
Banter	7	Flection	7	Marathon	2	Skip	3
Basis	2	Fleet	5	Marcel	7	Small Talk	6
Beeline	3	Flow	6	Medley	4	Solace	3
Beep	4	Flux	7	Mensa	7	Solo2	5
Bento	6	Focal	3	Method	7	Soma	7
Bias	6	Foray	4	Millennium	2	Sort	6
Bloc	7	Free	3	Mix	7	Span Crypton	5
Boom II	4	Fringe	5	Molto	7	Span Incase	4
Boxcar	6	Fuse	1	Nagoya	7	Spin	7
Bravo II	4	Gentry	8	Neon	6	Splendeur	10
Brisk	6	Geo	7	Nifty	4	Starboard	6
Buoy	6	Gradient 144	7	Nile	8	Strut	4
Cairns	7	Gradient 18	7	Nimble	7	Sublime II	4
Cairo II	7	Gradient 36	7	Oath	5	Substance	10
Camber	7	Gradient Solid	7	Odyssey	2	Sway II	6
Canter	3	H2o	10	Ohs II	7	Symbol	7
Carlo	8	Habit	2	Ona	9	Synergy	5
Catalogue	7	Hearsay	6	Origin	1	Syntax	2
Central	5	Helm	6	Ozone	7	System	7
Centric	6	Hive	6	Pace Crypton	5	Tactic	7
Channel	5	Hue	3	Pace Incase	4	Tesla	6
Chant	6	Hula	7	Painting Strokes	7	Tetra	4
Chipper	7	Icon	5	Panorama	7	Tone	5
Cinch	2	Idyll	6	Parkside Crypton	5	Torque	7
Cite	6	Illumina	10	Parkside Incase	4	Tradition	2
Clang	3	Impact	4	Passages	10	Trove	7
Context	2	Index	7	Perk	1	Turin	7
Core	2	Infinity	2	Photon	6	Twist	7
Course	6	Infusion	6	Ping	4	Upside	5
Cover Cloth	4	Inner Circle	7	Pique	3	Vario	4
Crete	8	Insight	2	Plus	6	Veer	5
Crossing Colors	7	Interim	7	Prospect	5	Velocity	4
Current	2	Intermezzo	7	Proviso	8	Venue	4
Cycle	4	Intermix II	4	Proximity	7	Via	2
Dash	6	Intersect	3	Quirk	4	Viva II	5
Dayspell	6	Interval	2	Raffia	10	Vox	2
Decode	2	Isla	5	Rally	6	Wander	6
Delano	8	Jardin	6	Rattan	10	Waver	5
Delve	5	Jest	6	Recollection II	7	Weaving Palettes	6
Dive	5	Jitney	6	Redux	5	Whim	6
Dividend	7	Juncture	7	Rein II	4	Zola	7
Domain	5	Keynote	4	Revolve	7		

Indiana Furniture strives to make as many fabrics available as possible. However, it is not practical for us to test every offering on every chair as it is made available. If you have any concerns about our ability to upholster your fabric selection on a particular frame please contact us and we will be glad to order a memo sample from this supplier for testing. Call Customer Service at 800.422.5727.

Pattern Name	Price Grade	Pattern Name	Price Grade	Pattern Name	Price Grade	Pattern Name	Price Grade
Abacus	7	Chi w/ Agion®	7	Florentine	5	Martini	6
Acanthus	8	Chloe	5	Folio	6	Matrix	4
Ace	7	Chroma	4	Freehand	4	Mesa	9
Acrobat	3	Cielo	9	Furrows	3	Mica	4
Adirondack	6	Cinnamon Blossom	7	Fuse	3	Mingle	6
Aero	5	Cirque	5	Geodesic	6	Moccasin	3
Affinity	6	Citadel	3	GeoMet	4	Modena	6
Alchemy	5	Clean Slate	4	Glacier	3	Montage	5
Alfresco	6	Coco	6	Glisten	9	Montana	3
Algiers	7	Colden	6	Gradation	4	Moxie	6
Alignment	6	Colorguard	3	Grand Sierra	3	Mumbai	8
All American	3	Comeback	7	Gravity	5	Natural World	7
Aloha	6	Concentric	6	Grille	4	Naugaleather	4
Apex-Crypton® Revl™	5	Connect	4	Grove	6	Naugasoft	3
Arc	4	Continuum	4	Hands On	6	Neochrome III	3
Archetype	4	Core	3	Happy Hour	4	Nest	6
Arioso	6	Cottonwood	5	Happy Tappy	7	New Hempstead	2
Ascend	6	Courtyard	6	Haven	5	Next Scene	6
Aspen	6	Cozy	5	Helix	6	Nova	4
Atlas	3	Criss Cross	4	Hi-Fi	3	Now & Zen w/ Agion	7
Atmosphere	3	Cruisin'	7	Hive	3	Olympus	6
Auberge	7	Crypton Metro	4	Horizons	7	On the Money	5
Aura	8	Crypton Suede	4	Hot Spot	5	Orbit	4
Avant	3	Crystalline	6	Hourglass	6	Oscillate	7
Balance Beam	6	Current	7	Hudson	7	Outlander	3
Bali	6	Curves Ahead	6	Hush	6	Oxford	4
Balustrade	7	Cyma	7	I Spy	6	Pacifica	7
Bambu-EnVi™	6	Daddy-O w/ Agion	7	Impression	7	Panorama	7
Banyan	6	Dakota	4	Inside Track	3	Park Avenue	6
Bari	6	Dart	3	Interplay	5	Patriot Plus II	3
Bass Line	6	Dash	5	Interval	5	Perimeter	4
Beatbox	5	Deflection	6	Isabella	6	Persuasion	5
Beep Beep	6	Delphi	6	Jala	8	Petals	6
Bespoke	5	Detail	7	Jam Session w/ Agion	7	Plexus	6
Bistro	3	Deza	8	Jambi Stripe	6	Polka	3
Blip	3	Diffusion	8	Jasmine Screen	6	Portico	5
Block Party	6	Diva	4	Jump w/ Agion	7	Posh	5
Bloom	8	Dodgeball	6	Juxy	6	Prisma	6
Bon Voyage	7	Double Time w/ Agion	7	Kambala	8	Profile	5
Bongo	6	Duet	5	Ketana	7	Radiance	8
Breton	6	Dynasty	4	Kilkenny Tweed	4	Raffia	4
Brilliant	3	Effervescense	6	Knock Knock	7	Rainier	3
Bryant Park	2	E'Lan-HC	9	Kusari	4	Rally	3
Budget Black	1	Elderberry	9	Labyrinth	6	Raquette	6
Burkshire	4	Eli	6	Laredo	3	Realm	5
Calla	6	English Pub	4	Latitude	3	Respite	7
Camino	9	Entrada	7	Lava	7	Retrograde	3
Cannon Beach	7	Equinox	5	Leaps & Bounds	6	Revolution	5
Canterbury	7	Excursion	3	Lift	7	Revolve	7
Capreni	6	Expressions	4	Lindley Park	3	Rialto	4
Carlisle	3	Facet	4	Line Dance	5	Riddle	3
Casablanca	7	Fast Lane	3	Links	6	Ripple	7
Cassidy	3	Fenestra	7	Linus	5	Rivera	6
Catalina	6	Figment	6	Liquid	5	Rogue II	3
Catalyst	3	Finite	5	Lucent	8	Rolling Stones	6
Catwalk	5	Firefly	7	Makeover	7	Salinas	8
Celeste	5	Fizz	5	Mali	7	San Simeon	7
Chakra	7	Flex	5	Malta	8	Satellite	4
Channel	4	Flight	7	Manchester	5	Scintillate	7
Chauncey	4	Flip Flops	6	Marimba	5	Scout	4

Indiana Furniture strives to make as many fabrics available as possible. However, it is not practical for us to test every offering on every chair as it is made available. If you have any concerns about our ability to upholster your fabric selection on a particular frame please contact us and we will be glad to order a memo sample from this supplier for testing. Call Customer Service at 800.422.5727.

Pattern Name	Price Grade	Pattern Name	Price Grade	Pattern Name	Price Grade	Pattern Name	Price Grade
Scribe.....	5	Splash	6	Tessuto	4	View	7
Script.....	5	Sprint	2	Thicket.....	3	Vineyard	8
Seagrass	6	Squire	5	Tracing.....	4	Vintage	6
Second Act.....	6	Stat-Con	6	Tranquility.....	6	Vision.....	3
Sedona	9	Stellar.....	4	Transcend.....	3	Voltage	7
Sentry - HC	4	Sterling w/ Agion.....	7	Trax.....	5	Volterra-HC	9
Sequence	3	Stipple.....	4	Tribeca.....	3	Vortexia.....	7
Shantung	3	Stitch in Time.....	4	True Path w/ Agion	7	Walk the Line.....	7
Sideline	4	Straight and Narrow	6	Tuscan Hills	8	Waterwand.....	7
Silverado w/ Agion®.....	7	Stratford	8	Tweed	6	Whirl	6
Simplicity	4	Sumatran Palm	6	Umbrian Rain.....	7	Whisper.....	3
Skyline.....	7	Summit	5	Up Tempo w/ Agion	7	Whitney.....	4
Sleek	4	Sunburst	6	Urban Grid	3	Wicker.....	6
Slightwave	6	Sundance w/ StaKleen™.....	5	Valise.....	3	Willow Talk.....	6
Smile	6	Sunswept	6	Vanish	7	Wink w/ Agion	7
Smoothie	4	Supersilliness	7	Vapor.....	7	Wish.....	8
Snuggle.....	4	Swivel	6	Varati	8	Ybor	6
Solitaire.....	4	Symmetry.....	6	Vegas.....	3	Ziggy	4
Spark	8	Symphony Classic	3	Velocity.....	5	Zodiac	4
Sphere	5	Tender	9	Verdure - EnVi™	5	Zoom.....	5
Spindles	7	Tendril	3	Vermont	6		
Spirit Millennium.....	3	Tessellate	7	Vibe	5		

Indiana Furniture strives to make as many fabrics available as possible. However, it is not practical for us to test every offering on every chair as it is made available. If you have any concerns about our ability to upholster your fabric selection on a particular frame please contact us and we will be glad to order a memo sample from this supplier for testing. Call Customer Service at 800.422.5727.

Pattern Name	Price Grade	Pattern Name	Price Grade	Pattern Name	Price Grade	Pattern Name	Price Grade
Abacus	6	Couple	7	Mechanism	8	Shuttle Standard	5
Abacus Standard	5	Cover	5	Medium	4	Silk Canvas	10
Acre	6	Crew	7	Melange Tweed	10	Skein	5
Across	7	Crosspatch	9	Meridian	6	Small Dot Pattern	9
Akimbo	7	Crush	7	Messenger	4	Snap	8
Align	6	Cycle	5	Metric	4	Soft Tweed	9
Alloy	6	Dapper	5	Micro	5	Sort	5
Alter	5	Dart	7	Mikado	9	Stack	5
Anagram	8	Dash	4	Milestone	4	Star by Kvadrat	8
Arabesque	9	Decode	6	Mimic	7	Stature	5
Aria	9	Defer	5	Mineral	6	Steady	5
Array	6	Design 9297	10	Minicheck	10	Steady Crypton	6
Article	4	Dingbats	9	Minimal	7	Steelcut by Kvadrat	7
Balustrade	7	Disc	5	Mister	7	Steelcut Trio by Kvadrat	7
Banister	7	Disc Crypton	6	Mortise	6	Strand	6
Bar	5	Disperse	6	Names	10	Stride	5
Bar Crypton	6	Ditto	7	Oblique	5	Strum	6
Basel by Kvadrat	6	Divide	5	Octave	7	Study	8
Beam	7	Divide Crypton	6	Offset	8	Sudden	6
Before	5	Divina by Kvadrat	7	Omen	7	Tailor	5
Beside	6	Divina MD by Kvadrat	7	Optik	10	Tally	7
Bevel	5	Divina Melange by Kvadrat	7	Orakelblume	10	Tangram	9
Bitmap	5	Division	5	Outback by Kvadrat	8	Teatro	8
Blip	7	Dot Pattern	9	Painted Stripe	10	Technic	5
Blumen	9	Double Triangles	10	Palio	9	Telary	8
Bound	5	Drape	7	Parched Silk	10	Terrace	6
Boundary	5	Emblem	6	Park	8	The Story of My Life	10
Bridge	5	Emboss	7	Pavement	9	Ticker	6
Bright Angle	8	Exchange	5	Paver	7	Tilt	7
Bright Cube	8	Facets	10	Pennant	7	Tokyo by Kvadrat	9
Bright Grid	8	Fasten	7	Periphery	10	Tonica by Kvadrat	7
Candid	5	Fathom	5	Pick	5	Tonus by Kvadrat	7
Canvas by Kvadrat	6	Fiddle	7	Pick Crypton	6	Tonus Meadow by Kvadrat	7
Carapace	9	Floret	7	Pitch	5	Trait	6
Cartouche	6	Fluent Crypton	7	Plait	5	Transport	9
Centric	8	Fluted Silk	9	Plait High Performance	6	Tread	7
Certain	6	Focus	5	Plural	10	Treat	7
Chalet	7	Fold	7	Ply Mesh Black/Tan	10	Trees	9
Chance	7	Fraction	7	Pocket	7	Trellis	7
Checker	10	Fruit	9	Quatrefoil	9	Tremor	7
Checker Split	10	Garden	8	Quick	5	Trio	8
Chenille Cord	8	Geometri	10	Radiant	8	Turn	7
Chenille Stripe	10	Grade	7	Recollection	6	Twice	5
Chime	5	Hallingdal by Kvadrat	8	Reel	8	Twine	6
Chock	6	Helix	7	Regatta	7	Unisol	10
Cinch	5	Hero by Kvadrat	6	Remix by Kvadrat	6	Urban	6
Cipher	8	Highfield by Kvadrat	8	Ring	6	Vary	5
Circles	9	Houndstooth	9	Rise	7	Vases	8
Circuit	6	Insignia	7	Rove	5	Venn	6
Climb	8	Kindred	6	Rubric	6	Vestige	7
Coach Cloth	10	Knot	9	Rule	7	Vineyard	8
Coda by Kvadrat	9	Lariat	5	Runner	7	Voyage	9
Coin	5	Latch	7	Runner Standard	5	Waterborn by Kvadrat	10
Coin Crypton	6	Ledger	5	Salon	9	Waxen	5
Coincide	5	Lens	5	Scout	7	Wedge	7
Coincide High Performance	6	Letters	10	Scribe	7	Weimar	8
Colline by Kvadrat	7	Lineage	5	Scuba	5	Whirl	5
Colorwheel	8	Link	7	Seam	5	Wool Rib	9
Column	7	Manner	4	Sequence	6	Wrap	5
Commentary	6	Marquee	4	Shadowbox	6		
Compound	6	Matrix by Kvadrat	8	Sheen	6		
Confetti	9	Meander	7	Shuttle	7		

Indiana Furniture strives to make as many fabrics available as possible. However, it is not practical for us to test every offering on every chair as it is made available. If you have any concerns about our ability to upholster your fabric selection on a particular frame please contact us and we will be glad to order a memo sample from this supplier for testing. Call Customer Service at 800.422.5727.



MAYER FABRIC GRADING

Pattern Name	Price Grade	Pattern Name	Price Grade	Pattern Name	Price Grade	Pattern Name	Price Grade
Acclaim	4	Daydream	4	Impulse	3	Outback	3
Align	3	Dazzle	5	In The Groove	4	Ovation	3
All Seasons FR	2	Debonair	5	Infinity	6	Oxen SP Black	1
All Use FR	2	Debut	7	Interlace	4	Palermo	4
Amadeus	6	Destiny	3	Interlochen	4	Panache	6
Anasazi	3	Destiny plus DuraBlock™	4	Interlude	2	Paparazzi	6
Antique	3	Detail	5	Intrigue	3	Paragon	3
Apex	3	Disco	4	Jekyll & Hyde	3	Pastime	4
Arabesque	4	Dublin Tweed FR	4	Jenga	5	Patent	5
Aristocrat	4	Durango	3	Jitterbug	4	Patio	2
Array	5	Duraweave® 10	2	Journey	4	Pavilion	6
Artistry	2	Echo	3	Jubilee	3	Pebble Beach	2
Ascension	6	Ecosphere	5	Juncture	8	Peerless	3
Athens FR	4	Eleanor Rigby	6	Karma	5	Phoenix	3
Atomic	3	Element	3	Key Largo	2	Pick Up Sticks	3
Aurora	6	Emu	2	Kismet	5	Pinehurst	3
Avenue	5	Encore	6	Kobe	2	Pinnacle	4
Awakening	7	Entourage	6	Komodo	3	Plaza	4
Banner	2	Entwine	3	Laredo	5	Portal	4
Bar None	5	Equal	2	Linen	3	Positive Thoughts	6
Basic	1	Equation	3	Links	4	Prado	3
Batik	2	Equinox	4	Locomotion	3	Primo	4
BeBop	6	Escapade	6	Longhorn	4	Prism	2
Bella	5	Esprit	4	Luminary	2	Pulse	4
Berkshire	4	Essex	3	Lunar	3	Punch	3
Big Top	5	Europa	4	Madras	4	Quark	6
Blocks	3	Evolve	6	Madrid SP Black	1	Quattro	2
Bolero	4	Facets	6	Makore	5	Rain Dance	4
Botanica	5	Factor	3	Malibu	4	Rain Drops	3
Boteh	8	Fairy Tales	6	Mandala	8	Ranchero	1
Brio	5	FanFare	7	Marquise	3	Rapport	3
Bungalow	5	Fantasy	6	Marvel	5	Ratio	6
Burst	4	Fathom	5	Matrix	6	Razzmatazz	6
Camelot	4	Figure Eight	3	Maverick	2	Realm	6
Canvas	5	Finale	4	Maze	5	Rebound	6
Caressa FR	3	Finesse	3	Meander	2	Reiki	5
Caressa Suede	3	Finish Line	5	Melange	2	Relic	7
Cascade	4	Flock	7	Melody	5	Replay	5
Catalyst	3	Florentino	2	Metro	4	Reveal	4
Cavalier	2	Flower Power	3	Microdot	3	Reverb	2
Cayman	5	Focal Point	3	Milano	4	Rhythm	6
Celtic	4	Forte	1	Monogram	3	Rift	4
Chaps FR	3	Foundation 10	2	Moonscape	3	Rock & Roll	6
Charade	6	Fresco	2	Mosaic	3	Round 'N Round	6
Charette	3	Gala	4	Mosaic plus DuraBlock™	4	Sakura	7
Circuit	6	Genesis	3	Motif	5	Sashiko	7
Circumference	6	Genesis plus DuraBlock™	5	Multi-Crepe	2	Sequel	2
Collage	7	Glee	4	Myriad	5	Sequel plus DuraBlock™	4
Component	3	Glimmer	5	Mystic	4	Sequence	3
Contempo	3	Grasscloth	2	New Dimensions	7	Shantung	3
Continuum	2	Groundworks	5	Nexus	2	Sherlock	3
Copa	2	Guardian	3	Nirvana	6	Shimmer	5
Cork	5	Haberdash	3	Nostalgia	4	Sierra SP Black	1
Counterpoint	4	Habitat	4	Nuance	5	Silk Screen	3
Cross Check	2	Hole In One	6	Nylon-Stat ESD	6	SilverWeave	4
Crystals	5	Holiday	4	Obsession	7	Skate	5
Cuddle Up	6	Hombre	5	On the Spot	6	Sketch	3
Curlicue	3	Hoopla	3	Optic	2	Slick	4
Dakota	3	Hopsack	5	Orbit	4	Smart Suede	4
Dande	3	Illusion	7	Origin	3	Social Network	4
Dapper	2	Images	3	Ottoman	6	Solaris	6

Indiana Furniture strives to make as many fabrics available as possible. However, it is not practical for us to test every offering on every chair as it is made available. If you have any concerns about our ability to upholster your fabric selection on a particular frame please contact us and we will be glad to order a memo sample from this supplier for testing. Call Customer Service at 800.422.5727.



MAYER FABRIC GRADING

Pattern Name	Price Grade	Pattern Name	Price Grade	Pattern Name	Price Grade	Pattern Name	Price Grade
Soleil	6	Strata	2	Twister	4	Volante	9
Solid Ground	5	Suede	4	Uptown	3	Wallaby SP Black	1
Sophisticate	3	Swank	7	Valet	2	Webscape	5
Source	3	Synapse	6	Variant	2	Whimsy	6
Source plus DuraBlock™	4	Tangled Web	6	Venetian	9	Whirlwind	2
Space Odyssey	3	Terrain	3	Venue	4	Wildflower	6
Spacer Mesh	2	Theory	2	Verona	3	Willow	3
Spectre	2	Time Line	5	Vibrant	4	Xanadu	6
Spirograph	5	Toss Up	3	Viewpoint	6	Zest	2
Spotlight	6	Tributary	3	Vintage Mohair	10		
Stanza	4	Turnabout	6	Vinyl Stat ESD	5		
Stop & Go	6	Tussah	3	Vogue	4		

Indiana Furniture strives to make as many fabrics available as possible. However, it is not practical for us to test every offering on every chair as it is made available. If you have any concerns about our ability to upholster your fabric selection on a particular frame please contact us and we will be glad to order a memo sample from this supplier for testing. Call Customer Service at 800.422.5727.

Pattern Name	Price Grade	Pattern Name	Price Grade	Pattern Name	Price Grade	Pattern Name	Price Grade
Catalina II.....	L1	Old English	L2	Parisienne	L2	Showcase Eco.....	L2
Davenport	L1						



DERBY FABRICS

Pattern Name	Price Grade	Pattern Name	Price Grade	Pattern Name	Price Grade	Pattern Name	Price Grade
Ballistic.....	3	Dolce	3	Silvertex.....	3	Whisper	2



ULTRAFABRICS® FABRIC GRADING

Pattern Name	Price Grade	Pattern Name	Price Grade	Pattern Name	Price Grade	Pattern Name	Price Grade
Brisa	5	Primera.....	3	Ultraleather	5	Ultraleather Linen.....	5
Brisa Distressed	5	Promessa.....	5	Ultraleather Pro	7		

For Ultrafabrics Memo Samples Visit www.ultrafabricsllc.com

Indiana Furniture strives to make as many fabrics available as possible. However, it is not practical for us to test every offering on every chair as it is made available. If you have any concerns about our ability to upholster your fabric selection on a particular frame please contact us and we will be glad to order a memo sample from this supplier for testing. Call Customer Service at 800.422.5727.



Seating - Contemporary

Alita™ 630 Series	18
Avia™ 750 Series	19
Bliss™ 375 Series	21
Bow Tie™ 170 Series	25
Brea™ 510 Series	26
Carreta™ 440 Series	28
Charm™ 680 Series	33
Chat™ 373 Series	35
Cicero™ 290 Series	37
Clutch™ 580 Series	38
Delphi™ 260 Series	40
Elara™ 780 Series	42
Felix® 470 Series	43
Gleem™ 390 Series	45
Inspiration™ 480 Series	46
Isla™ 370 Series	49
Joy™ 850 Series	59
Klarete™ 770 Series	61
Marquee™ 420 Series	62
Oscar™ 450 Series	68
Portia™ 570 Series	70
Striations™ 780 Series	71
Syntric™ 410 Series	72
Trift™ 980 Series	73
Triple Play™ Series	76
Vive™ 300 Series	78

Item	Model No.	Chair Width	Chair Depth	Chair Height	Seat Width	Seat Depth	Seat Height	Arm Height	Ship Wt	Cubic Ft
GUEST CHAIR	636	22½	24½	30	19	18	18	24	32	16.90


Description

- Upholstered Back
- High Grade Polyurethane Foam

List Price/Grade	COM	1	2	3	4	5	6	7	8	9	10	L1	L2
Single Upholstery	1.50 \$	897	949	992	1033	1095	1163	1252	1348	1462	1592	1225	1369

GUEST CHAIR	646	22½	24½	30	19	18	18	24	32	16.90
-------------	-----	-----	-----	----	----	----	----	----	----	-------


Description

- Wooden Slat Back
- High Grade Polyurethane Foam

List Price/Grade	COM	1	2	3	4	5	6	7	8	9	10	L1	L2
Single Upholstery	0.75 \$	780	806	827	848	879	913	958	1005	1063	1128	944	1016

GUEST CHAIR	656	22½	24½	30	19	18	18	24	32	16.90
-------------	-----	-----	-----	----	----	----	----	----	----	-------


Description

- Wooden V-Shaped Back
- High Grade Polyurethane Foam

List Price/Grade	COM	1	2	3	4	5	6	7	8	9	10	L1	L2
Single Upholstery	0.75 \$	780	806	827	848	879	913	958	1005	1063	1128	944	1016

GUEST CHAIR	676	22½	24½	30	19	18	18	24	32	16.90
-------------	-----	-----	-----	----	----	----	----	----	----	-------


Description

- Wooden Tri-Circle Slat Back
- High Grade Polyurethane Foam

List Price/Grade	COM	1	2	3	4	5	6	7	8	9	10	L1	L2
Single Upholstery	0.75 \$	780	806	827	848	879	913	958	1005	1063	1128	944	1016

For ordering options, refer to the back of the seating identification card.
 For upholstery options, see pages 10-16.

Item	Model No.	Chair Width	Chair Depth	Chair Height	Seat Width	Seat Depth	Seat Height	Arm Height	Ship Wt	Cubic Ft
EXECUTIVE TASK CHAIR	764	22½-25¼	23	38½-44	16½-19½	18½	15-20	25½-33	50	16.42



Discontinued

Description

- Adjustable T Arm
- Pneumatic Gas Lift
- Synchronous Control
- Independent Back Adjustment
- Back Height Adjustment
- Arms Adjust in Width & Height
- Molded Plastic Extreme Back
- 5-Star Black Nylon Base
- Black Hooded Dual Wheel Casters

List Price/Grade	COM	1	2	3	4	5	6	7	8	9	10	L1	L2
Single Upholstery	0.75												

Item	Model No.	Chair Width	Chair Depth	Chair Height	Seat Width	Seat Depth	Seat Height	Arm Height	Ship Wt	Cubic Ft
MANAGEMENT TASK CHAIR	762	22½-25¼	23	35¾-41¼	16½-19½	18½	15-20	25½-33	48	16.42



Discontinued

Description

- Adjustable T Arm
- Pneumatic Gas Lift
- Synchronous Control
- Independent Back Adjustment
- Back Height Adjustment
- Arms Adjust in Width & Height
- Molded Plastic Extreme Back
- 5-Star Black Nylon Base
- Black Hooded Dual Wheel Casters

List Price/Grade	COM	1	2	3	4	5	6	7	8	9	10	L1	L2
Single Upholstery	0.75												

For ordering options, refer to the back of the seating identification card.
 For upholstery options, see pages 10-16.

Item	Model No.	Chair Width	Chair Depth	Chair Height	Seat Width	Seat Depth	Seat Height	Arm Height	Ship Wt	Cubic Ft
EXECUTIVE TASK CHAIR	754	19	23	38½-44	18	18½	15-20	—	48	16.42



Discontinued

Description

- Armless
- Pneumatic Gas Lift
- Synchronous Control
- Independent Back Adjustment
- Back Height Adjustment
- Molded Plastic Extreme Back
- 5-Star Black Nylon Base
- Black Hooded Dual Wheel Casters

List Price/Grade	COM	1	2	3	4	5	6	7	8	9	10	L1	L2
Single Upholstery	0.75												

Item	Model No.	Chair Width	Chair Depth	Chair Height	Seat Width	Seat Depth	Seat Height	Arm Height	Ship Wt	Cubic Ft
MANAGEMENT TASK CHAIR	752	19	23	35¾-41¼	18	18½	15-20	—	46	16.42



Discontinued

Description

- Armless
- Pneumatic Gas Lift
- Synchronous Control
- Independent Back Adjustment
- Back Height Adjustment
- Molded Plastic Extreme Back
- 5-Star Black Nylon Base
- Black Hooded Dual Wheel Casters

List Price/Grade	COM	1	2	3	4	5	6	7	8	9	10	L1	L2
Single Upholstery	0.75												

For ordering options, refer to the back of the seating identification card.
 For upholstery options, see pages 10-16.

HOW TO ORDER

Model No.	Description	Example
377	Primary Upholstery	CF Stinson Velocity Mass
	Accent Upholstery	CF Stinson Ace Poppy
	Writing Tablet	PL
	Leg	WLEG
	Finish	LW

LEG OPTIONS

WLEG	Wood Leg - Please Specify a Finish Option	Std
CLEG	Chrome Leg	\$ NC

ARM OPTIONS

Std	Upholstered Arm	Std
WCAP	Wood Cap	\$ 97
SCAP	Solid Surface Cap	\$ 445


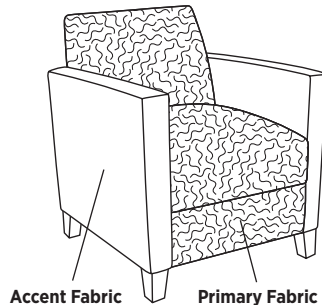
TABLET OPTIONS

PL	Left Melamine Writing Tablet (Black)	\$ 246
CVL	Left Composite Veneer Writing Tablet - Specify Finish	\$ 407
SL	Left Solid Surface Writing Tablet - Specify Color	\$ 756
WL	Left Std Veneer Writing Tablet - Specify Finish	\$ 357
PR	Right Melamine Writing Tablet (Black)	\$ 246
CVR	Right Composite Veneer Writing Tablet - Specify Finish	\$ 407
SR	Right Solid Surface Writing Tablet - Specify Color	\$ 756
WR	Right Std Veneer Writing Tablet - Specify Finish	\$ 357

Note: Tablets are specified as if you are standing, looking at the chair.
 Available on Task Arm Styles

UPHOLSTERY OPTIONS

Bliss™ is available in a single or dual upholstery.

Single Upholstery

Dual Upholstery

POWER OPTIONS

Power Port with 2 Outlets.

ECSL	Left Port in Silver	\$ 617
ECSR	Right Port in Silver	\$ 617
ECBL	Left Port in Black	\$ 617
ECBR	Right Port in Black	\$ 617

Note: Ports are specified as if you are standing, looking at the chair

WOOD FINISHES - TABLETS, LEGS, AND ARM CAPS

AW	Artisan Walnut	JM	Jewel Mahogany
AS	Asian Night	LW	Legacy Walnut
AC	Autumn Cherry	LM	Light Maple
BC	Bourbon Cherry	LO	Light Oak
CF	Cherry Finish	MW	Mahogany on Walnut
CC	Classic Cherry	MO	Medium Oak
CM	Clear Maple	PW	Presidential Walnut
CO	Columbian Walnut	SM	Sugar Maple
DC	Dark Cherry	TM	Traditional Mahogany
EF	Espresso Finish	WC	Williamsburg Cherry
EW	Espresso Walnut	YC	Yorkshire Cherry
GC	Golden Cherry	ZB	Zanzibar
HW	Harvest Walnut		

Composite Veneer/Finishes

SW	Sunglow Walnut
JW	Java Wenge
CD	Chanel Driftwood
CS	Cherry Spice


OTHER WOOD FINISHES AVAILABLE ON LEGS AND ARM CAPS ONLY

AO	Aliso
BL	Black
CH	Richmond Cherry
JR	Juniper Rain
OK	New Age Oak
TK	Studio Teak

SOLID SURFACE OPTIONS - ARM CAPS AND TABLETS

Arroyo
Icy White
Pebble Beach
Sedona
Starry Night
Tundra


Item	Model No.	Chair Width	Chair Depth	Chair Height	Seat Width	Seat Depth	Seat Height	Arm Height	Ship Wt	Cubic Ft
SOFA TASK ARM	3773	73	28½	34¼	66	19½	19¼	26	138	55.83


Description

- High Grade Polyurethane Foam
- Wood Leg Standard
- Optional Chrome Leg Available
- Optional Writing Tablet Available at an Upcharge, See Page 21
- Optional Wood Arm Cap Available at an Upcharge, See Page 21

List Price/Grade	COM	1	2	3	4	5	6	7	8	9	10	L1	L2
Single Upholstery	9	\$ 2380	2686	2945	3195	3565	3973	4510	5084	5770	6548	4343	5205
Dual Upholstery													
Primary	4.25	\$ 2380	2524	2647	2765	2940	3132	3386	3657	3981	4349	3307	3714
Accent	4.75	\$ 0	162	298	430	626	841	1124	1427	1788	2199	1036	1491


SETTEE TASK ARM	3772	51	28½	34¼	44	19½	19¼	26	116	42.57
-----------------	------	----	-----	-----	----	-----	-----	----	-----	-------


Description

- High Grade Polyurethane Foam
- Wood Leg Standard
- Optional Chrome Leg Available
- Optional Writing Tablet Available at an Upcharge, See Page 21
- Optional Wood Arm Cap Available at an Upcharge, See Page 21

List Price/Grade	COM	1	2	3	4	5	6	7	8	9	10	L1	L2
Single Upholstery	7	\$ 1926	2164	2366	2560	2848	3165	3583	4030	4563	5168	3453	4123
Dual Upholstery													
Primary	3.25	\$ 1926	2036	2130	2221	2354	2501	2696	2903	3151	3432	2635	2946
Accent	3.75	\$ 0	128	236	340	494	664	887	1127	1412	1736	818	1177

GUEST CHAIR TASK ARM	377	29	28½	34¼	22	19½	19¼	26	92	24.03
----------------------	-----	----	-----	-----	----	-----	-----	----	----	-------



Description

- High Grade Polyurethane Foam
- Wood Leg Standard
- Optional Chrome Leg Available
- Optional Writing Tablet Available at an Upcharge, See Page 21
- Optional Wood Arm Cap Available at an Upcharge, See Page 21

List Price/Grade	COM	1	2	3	4	5	6	7	8	9	10	L1	L2
Single Upholstery	6	\$ 1488	1692	1865	2031	2278	2550	2908	3291	3748	4266	2797	3371
Dual Upholstery													
Primary	2.25	\$ 1488	1564	1629	1692	1784	1886	2021	2164	2336	2530	1979	2194
Accent	3.75	\$ 0	128	236	340	494	664	887	1127	1412	1736	818	1177

For ordering options, refer to page 21 and the back of the seating identification card.
 For upholstery options, see pages 10-16.


Item	Model No.	Chair Width	Chair Depth	Chair Height	Seat Width	Seat Depth	Seat Height	Arm Height	Ship Wt	Cubic Ft
SOFA PRIVACY ARM	3763	73	28½	34¼	66	19½	19¼	30	138	55.83


Description

- High Grade Polyurethane Foam
- Optional Chrome Leg Available
- Optional Wood Arm Cap Available at an Upcharge, See Page 21

List Price/Grade	COM	1	2	3	4	5	6	7	8	9	10	L1	L2
Single Upholstery	9.75	\$ 2414	2745	3026	3297	3698	4140	4722	5344	6087	6929	4541	5474
Dual Upholstery													
Primary	4.50	\$ 2414	2567	2697	2822	3007	3210	3479	3766	4109	4498	3396	3827
Accent	5.25	\$ 0	178	329	475	691	929	1243	1577	1978	2432	1145	1647


SETTEE PRIVACY ARM	3762	51	28½	34¼	44	19½	19¼	30	116	42.57
--------------------	------	----	-----	-----	----	-----	-----	----	-----	-------


Description

- High Grade Polyurethane Foam
- Optional Chrome Leg Available
- Optional Wood Arm Cap Available at an Upcharge, See Page 21

List Price/Grade	COM	1	2	3	4	5	6	7	8	9	10	L1	L2
Single Upholstery	7.25	\$ 1947	2193	2402	2603	2902	3230	3663	4125	4678	5304	3528	4222
Dual Upholstery													
Primary	3	\$ 1947	2049	2135	2219	2342	2478	2657	2848	3077	3336	2601	2888
Accent	4.25	\$ 0	144	267	385	560	752	1006	1277	1601	1968	927	1334

GUEST CHAIR PRIVACY ARM	376	29	28½	34¼	22	19½	19¼	30	92	24.03
-------------------------	-----	----	-----	-----	----	-----	-----	----	----	-------


Description


- High Grade Polyurethane Foam
- Optional Chrome Leg Available
- Optional Wood Arm Cap Available at an Upcharge, See Page 21

List Price/Grade	COM	1	2	3	4	5	6	7	8	9	10	L1	L2
Single Upholstery	6.5	\$ 1514	1735	1922	2102	2370	2664	3052	3467	3962	4523	2932	3554
Dual Upholstery													
Primary	2.25	\$ 1514	1590	1655	1717	1810	1912	2047	2190	2362	2556	2004	2220
Accent	4.25	\$ 0	145	268	385	560	752	1005	1277	1600	1967	927	1335

For ordering options, refer to page 21 and the back of the seating identification card.

For upholstery options, see pages 10-16.


Item	Model No.	Chair Width	Chair Depth	Chair Height	Seat Width	Seat Depth	Seat Height	Arm Height	Ship Wt	Cubic Ft
SOFA CONVERSATION ARM	3753	74¼	28½	34¼	66	19½	19¼	30	138	55.83


Description

- High Grade Polyurethane Foam
- Optional Chrome Leg Available

List Price/Grade	COM	1	2	3	4	5	6	7	8	9	10	L1	L2
Single Upholstery	9.25	\$ 2525	2839	3106	3363	3744	4162	4715	5304	6009	6809	4543	5428
Dual Upholstery													
Primary	4.25	\$ 2525	2669	2792	2910	3085	3277	3532	3802	4126	4494	3452	3859
Accent	5	\$ 0	170	314	453	659	885	1183	1502	1883	2315	1091	1569


SETTEE CONVERSATION ARM	3752	52¼	28½	34¼	44	19½	19¼	30	116	42.57
-------------------------	------	-----	-----	-----	----	-----	-----	----	-----	-------


Description

- High Grade Polyurethane Foam
- Optional Chrome Leg Available

List Price/Grade	COM	1	2	3	4	5	6	7	8	9	10	L1	L2
Single Upholstery	7.25	\$ 2021	2267	2476	2677	2976	3304	3737	4199	4752	5379	3603	4296
Dual Upholstery													
Primary	3	\$ 2021	2123	2209	2293	2416	2552	2731	2922	3151	3410	2675	2962
Accent	4.25	\$ 0	144	267	385	560	752	1006	1277	1601	1968	927	1334

GUEST CHAIR CONVERSATION ARM	375	30¼	28½	34¼	22	19½	19¼	30	81	24.03
------------------------------	-----	-----	-----	-----	----	-----	-----	----	----	-------


Description

- High Grade Polyurethane Foam
- Optional Chrome Leg Available

List Price/Grade	COM	1	2	3	4	5	6	7	8	9	10	L1	L2
Single Upholstery	6.5	\$ 1582	1803	1990	2170	2438	2732	3120	3535	4030	4591	3000	3622
Dual Upholstery													
Primary	2.25	\$ 1582	1658	1723	1785	1878	1980	2115	2258	2429	2624	2072	2287
Accent	4.25	\$ 0	145	268	385	560	752	1005	1277	1600	1967	927	1335

For ordering options, refer to page 21 and the back of the seating identification card.

For upholstery options, see pages 10-16.

Item	Model No.	Chair Width	Chair Depth	Chair Height	Seat Width	Seat Depth	Seat Height	Arm Height	Ship Wt	Cubic Ft
GUEST CHAIR WITH WOOD BACK	173	23 ⁷ / ₈	23	33 ¹ / ₄	20 ¹ / ₈	19 ³ / ₄	20	26	28	16.9


Description

- Wooden Slat Back
- High Grade Polyurethane Foam
- Stacks Up to 4 High

List Price/Grade	COM	1	2	3	4	5	6	7	8	9	10	L1	L2
Single Upholstery	1.00	\$ 789	813	833	854	883	915	956	1003	1058	1117	941	1012

GUEST CHAIR WITH HALF UPHOLSTERED BACK	175	23 ⁷ / ₈	23	33 ¹ / ₄	20 ¹ / ₈	19	20	26	28	16.9
--	-----	--------------------------------	----	--------------------------------	--------------------------------	----	----	----	----	------


Description

- Half Upholstered Back
- High Grade Polyurethane Foam
- Stacks Up to 4 High

List Price/Grade	COM	1	2	3	4	5	6	7	8	9	10	L1	L2
Single Upholstery	1.50	\$ 848	888	922	956	1004	1057	1126	1205	1294	1395	1101	1218

GUEST CHAIR WITH FULL UPHOLSTERED BACK	176	23 ⁷ / ₈	23	33 ¹ / ₄	20 ¹ / ₈	17 ³ / ₄	20	26	28	16.9
--	-----	--------------------------------	----	--------------------------------	--------------------------------	--------------------------------	----	----	----	------


Description

- Upholstered Back
- High Grade Polyurethane Foam
- Stacks Up to 4 High

List Price/Grade	COM	1	2	3	4	5	6	7	8	9	10	L1	L2
Single Upholstery	1.75	\$ 938	987	1027	1068	1127	1188	1272	1368	1475	1595	1242	1383

STOOL WITH WOOD BACK	179	18 ³ / ₄	20 ¹ / ₄	41	18 ³ / ₄	17	31	-	30	24.75
	Barstool Height									
	178	18 ³ / ₄	20 ¹ / ₄	36	18 ³ / ₄	17	26	-	30	24.75
	Counter Height									


Description

- Wooden Slat Back
- High Grade Polyurethane Foam

List Price/Grade	COM	1	2	3	4	5	6	7	8	9	10	L1	L2
Single Upholstery	1.00	\$ 879	902	922	944	972	1003	1045	1093	1146	1207	1030	1101

Options: Specify & Add

SP	Optional Scuff Plate - Please Specify Black or Aluminum	\$	62
----	---	----	----

For ordering options, refer to the back of the seating identification card.
 For upholstery options, see pages 10-16.

Item	Model No.	Chair Width	Chair Depth	Chair Height	Seat Width	Seat Depth	Seat Height	Arm Height	Ship Wt	Cubic Ft
EXECUTIVE SWIVEL TILT	514	23	23½	39-43	20	18½	16½-20½	25-29	52	24.23



Discontinued

Description

- Gas Lift
- Swivel Tilt Control with Adjustable Tension Spring
- High Grade Polyurethane Foam
- 5-Star Base with Decorative Hardwood Caps
- Black Hooded Dual Wheel Casters

List Price/Grade	COM	1	2	3	4	5	6	7	8	9	10	L1	L2
Single Upholstery	1.75												

MANAGEMENT SWIVEL TILT	512	23	23½	31-35	20	18½	16-20	25-29	48	19.92
------------------------	-----	----	-----	-------	----	-----	-------	-------	----	-------



Discontinued

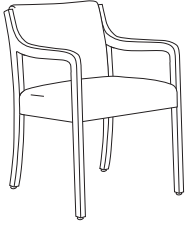
Description

- Gas Lift
- Swivel Tilt Control with Adjustable Tension Spring
- High Grade Polyurethane Foam
- 5-Star Base with Decorative Hardwood Caps
- Black Hooded Dual Wheel Casters

List Price/Grade	COM	1	2	3	4	5	6	7	8	9	10	L1	L2
Single Upholstery	1.50												

For ordering options, refer to the back of the seating identification card.
 For knee tilt control options, see page 7.
 For upholstery options, see pages 10-16.

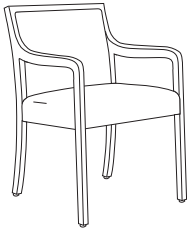
Item	Model No.	Chair Width	Chair Depth	Chair Height	Seat Width	Seat Depth	Seat Height	Arm Height	Ship Wt	Cubic Ft
GUEST CHAIR	516	23	24	33½	20	18½	18½	26½	28	16.90


Description

- High Grade Polyurethane Foam

List Price/Grade	COM	1	2	3	4	5	6	7	8	9	10	L1	L2
Single Upholstery	1.50 \$	790	842	885	926	988	1056	1145	1241	1355	1485	1117	1262

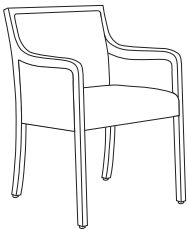
GUEST CHAIR	517	23	24	33¼	20	18½	18½	26½	28	16.90
-------------	-----	----	----	-----	----	-----	-----	-----	----	-------


Description

- High Grade Polyurethane Foam

List Price/Grade	COM	1	2	3	4	5	6	7	8	9	10	L1	L2
Single Upholstery	1.50 \$	797	849	892	933	995	1063	1152	1248	1362	1492	1125	1269

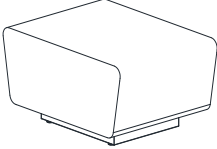
GUEST CHAIR	519	23	24	33¼	20	18½	18½	26½	30	16.90
-------------	-----	----	----	-----	----	-----	-----	-----	----	-------


Description

- Upholstered Arm Insert Panels
- High Grade Polyurethane Foam

List Price/Grade	COM	1	2	3	4	5	6	7	8	9	10	L1	L2
Single Upholstery	2.00 \$	948	1016	1073	1129	1211	1302	1421	1549	1701	1874	1384	1575


For ordering options, refer to the back of the seating identification card.
 For knee tilt control options, see page 7.
 For upholstery options, see pages 10-16.

Item	Model No.	Chair Width	Chair Depth	Chair Height	Seat Width	Seat Depth	Seat Height	Arm Height	Ship Wt	Cubic Ft				
BENCH MODULE	440-3272B	71	32	17	71	32	17	—	140	26.60				
	List Price/Grade	COM	1	2	3	4	5	6	7	8	9	10	L1	L2
	Single Upholstery	4.00 \$	1610	1746	1861	1973	2137	2318	2557	2812	3117	3463	NA	NA
 Shown as 24"	440-3260B	59	32	17	59	32	17	—	120	22.30				
	List Price/Grade	COM	1	2	3	4	5	6	7	8	9	10	L1	L2
	Single Upholstery	3.50 \$	1420	1530	1624	1714	1848	1995	2190	2397	2645	2925	NA	NA
	440-3248B	47	32	17	47	32	17	—	99	18.00				
	List Price/Grade	COM	1	2	3	4	5	6	7	8	9	10	L1	L2
	Single Upholstery	2.75 \$	1242	1336	1415	1491	1604	1729	1893	2068	2278	2516	NA	NA
	440-3236B	35½	32	17	35½	32	17	—	75	13.60				
	List Price/Grade	COM	1	2	3	4	5	6	7	8	9	10	L1	L2
	Single Upholstery	2.00 \$	1052	1120	1177	1233	1315	1406	1525	1653	1805	1978	NA	NA
	440-3224B	23½	32	17	23½	32	17	—	56	9.30				
	List Price/Grade	COM	1	2	3	4	5	6	7	8	9	10	L1	L2
	Single Upholstery	1.75 \$	959	1019	1069	1117	1190	1269	1374	1485	1619	1770	NA	NA

Description

- Open Bench
- High Grade Polyurethane Foam
- Black Stainless Steel Sled Base with Adjustable Levelers
- Due to Carreta's Unique Shape, Not All Upholsteries are Recommended. Please Contact Customer Service for Swatch Approval Prior to Specifying.
- If Specifying with Carreta Curve Models Please Note the Limits of Our Textiles Offering

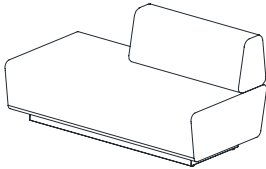
For ordering options, refer to the back of the seating identification card.
 For upholstery options, see pages 10-16.

Item	Model No.	Chair Width	Chair Depth	Chair Height	Seat Width	Seat Depth	Seat Height	Arm Height	Ship Wt	Cubic Ft				
COMPLETE MODULE	440-3272F	71	32	30 ½	71	20	17	—	180	46.50				
 Shown as 24"	List Price/Grade	COM	1	2	3	4	5	6	7	8	9	10	L1	L2
	Single Upholstery	6.50 \$	2369	2590	2777	2957	3225	3519	3907	4322	4817	5379	NA	NA
	Seat	4.00 \$	2369	2505	2620	2731	2896	3077	3315	3571	3875	4221	NA	NA
	Back	2.50 \$	0	85	157	226	329	442	592	751	942	1158	NA	NA
	440-3260F	59	32	30 ½	59	20	17	—	155	39.00				
	List Price/Grade	COM	1	2	3	4	5	6	7	8	9	10	L1	L2
	Single Upholstery	5.50 \$	2088	2275	2434	2586	2812	3061	3390	3740	4159	4635	NA	NA
	Seat	3.50 \$	2088	2207	2308	2405	2549	2707	2916	3139	3406	3709	NA	NA
	Back	2.00 \$	0	68	126	181	263	354	473	601	753	926	NA	NA
	440-3248F	47	32	30 ½	47	20	17	—	129	31.50				
	List Price/Grade	COM	1	2	3	4	5	6	7	8	9	10	L1	L2
	Single Upholstery	4.50 \$	1835	1988	2118	2242	2427	2631	2900	3187	3529	3918	NA	NA
	Seat	2.75 \$	1835	1928	2008	2084	2197	2321	2486	2661	2871	3109	NA	NA
	Back	1.75 \$	0	60	110	158	230	310	414	526	659	810	NA	NA
	440-3236F	35 ½	32	30 ½	35 ½	20	17	—	100	23.80				
	List Price/Grade	COM	1	2	3	4	5	6	7	8	9	10	L1	L2
	Single Upholstery	3.25 \$	1558	1668	1762	1852	1986	2133	2328	2534	2782	3063	NA	NA
	Seat	2.25 \$	1558	1626	1683	1739	1821	1912	2031	2159	2311	2484	NA	NA
	Back	1.25 \$	0	42	78	113	165	221	296	376	471	579	NA	NA
	440-3224F	23 ½	32	30 ½	23 ½	20	17	—	76	16.30				
	List Price/Grade	COM	1	2	3	4	5	6	7	8	9	10	L1	L2
	Single Upholstery	2.75 \$	1420	1514	1593	1669	1782	1907	2071	2246	2456	2694	NA	NA
	Seat	1.75 \$	1420	1480	1530	1578	1651	1730	1835	1946	2080	2231	NA	NA
	Back	1.00 \$	0	34	63	91	132	177	237	300	377	463	NA	NA

Description

- Full Back Support
- High Grade Polyurethane Foam
- Black Stainless Steel Sled Base with Adjustable Levelers
- Due to Carreta's Unique Shape, Not All Upholsteries are Recommended. Please Contact Customer Service for Swatch Approval Prior to Specifying.
- If Specifying with Carreta Curve Models Please Note the Limits of Our Textiles Offering

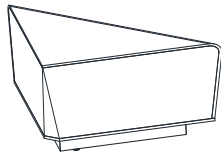
For ordering options, refer to the back of the seating identification card.
 For upholstery options, see pages 10-16.

Item	Model No.	Chair Width	Chair Depth	Chair Height	Seat Width	Seat Depth	Seat Height	Arm Height	Ship Wt	Cubic Ft				
MIX MODULE  Shown as 60"	Left	Right												
	440-3272L	440-3272R	71	32	30 ½	71	20	17	—	170	46.50			
	List Price/Grade	COM	1	2	3	4	5	6	7	8	9	10	L1	L2
	Single Upholstery	5.75 \$	2223	2418	2584	2743	2980	3240	3584	3950	4389	4886	NA	NA
	Seat	4.00 \$	2223	2358	2474	2585	2749	2931	3169	3425	3729	4075	NA	NA
	Back	1.75 \$	0	60	110	158	230	310	415	526	660	811	NA	NA
	440-3260L	440-3260R	59	32	30 ½	59	20	17	—	145	39.00			
	List Price/Grade	COM	1	2	3	4	5	6	7	8	9	10	L1	L2
	Single Upholstery	4.75 \$	1944	2105	2242	2374	2569	2784	3068	3371	3733	4144	NA	NA
	Seat	3.50 \$	1944	2054	2148	2238	2372	2519	2713	2920	3168	3449	NA	NA
Back	1.50 \$	0	51	95	136	198	265	355	451	565	695	NA	NA	

Description

- Partial Back Support
- High Grade Polyurethane Foam
- Black Stainless Steel Sled Base with Adjustable Levelers
- Due to Carreta's Unique Shape, Not All Upholsteries are Recommended. Please Contact Customer Service for Swatch Approval Prior to Specifying.
- If Specifying with Carreta Curve Models Please Note the Limits of Our Textiles Offering

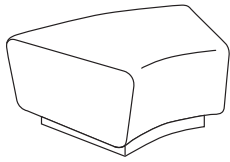
Item	Model No.	Chair Width	Chair Depth	Chair Height	Seat Width	Seat Depth	Seat Height	Arm Height	Ship Wt	Cubic Ft			
90° CONNECTOR	440-90C	45	23	17	45	23	17	—	29	23.30			
List Price/Grade	COM	1	2	3	4	5	6	7	8	9	10	L1	L2
Single Upholstery	1.75 \$	930	990	1040	1089	1161	1240	1345	1456	1590	1741	NA	NA


Description

- Corner Unit
- High Grade Polyurethane Foam
- Black Stainless Steel Sled Base with Adjustable Levelers
- Due to Carreta's Unique Shape, Not All Upholsteries are Recommended. Please Contact Customer Service for Swatch Approval Prior to Specifying.
- If Specifying with Carreta Curve Models Please Note the Limits of Our Textiles Offering

For ordering options, refer to the back of the seating identification card.
 For upholstery options, see pages 10-16.

Item	Model No.	Chair Width	Chair Depth	Chair Height	Seat Width	Seat Depth	Seat Height	Arm Height	Ship Wt	Cubic Ft
CURVE BENCH MODULE	440-3242CB	45	32	17	24-45	32	17	—	99	17.50




List Price/Grade	COM	1	2	3	4	5	6	7	8	9	10	L1	L2
Seat	2.75 \$	0	-	2064	-	-	-	-	-	-	-	-	-

Description

- Curved Bench
- High Grade Polyurethane Foam
- Black Stainless Steel Sled Base with Adjustable Levelers
- Curved Benches are only offered in Silvertex Vinyl Seats. See Indiana's Silvertex Card.
- Due to Carreta's Unique Shape, Not All Upholsteries are Recommended. Please Contact Customer Service for Swatch Approval Prior to Specifying.

Item	Model No.	Chair Width	Chair Depth	Chair Height	Seat Width	Seat Depth	Seat Height	Arm Height	Ship Wt	Cubic Ft
CURVE IN MODULE	440-3242CIF	45	32	31.5	30-45	20.5	17	—	110	30.50




List Price/Grade	COM	1	2	3	4	5	6	7	8	9	10	L1	L2
Seat	3.00 \$	-	-	2822	-	-	-	-	-	-	-	-	-
Back	1.75 \$	0	51	146	282	480	745	1100	1551	2116	2810	NA	NA

Description

- Inward Curving Unit
- Full Back Support
- High Grade Polyurethane Foam
- Black Stainless Steel Sled Base with Adjustable Levelers
- Curved Benches are only offered in Silvertex Vinyl Seats. See Indiana's Silvertex Card.
- Due to Carreta's Unique Shape, Not All Upholsteries are Recommended. Please Contact Customer Service for Swatch Approval Prior to Specifying.

Item	Model No.	Chair Width	Chair Depth	Chair Height	Seat Width	Seat Depth	Seat Height	Arm Height	Ship Wt	Cubic Ft
CURVE OUT MODULE	440-3242COF	45	32	31.5	24-38½	20.5	17	—	100	30.50



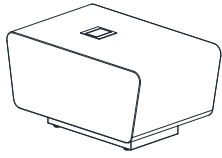
List Price/Grade	COM	1	2	3	4	5	6	7	8	9	10	L1	L2
Seat	2.75 \$	-	-	3289	-	-	-	-	-	-	-	-	-
Back	1.75 \$	0	68	163	298	496	761	1116	1567	2132	2827	NA	NA

Description

- Outward Curving Unit
- Full Back Support
- High Grade Polyurethane Foam
- Black Stainless Steel Sled Base with Adjustable Levelers
- Curved Benches are only offered in Silvertex Vinyl Seats. See Indiana's Silvertex Card.
- Due to Carreta's Unique Shape, Not All Upholsteries are Recommended. Please Contact Customer Service for Swatch Approval Prior to Specifying.

For ordering options, refer to the back of the seating identification card.
 For upholstery options, see pages 10-16.

Item	Model No.	W	D	H	K	R	Ship Wt	Cubic Ft	List Price
COMPLEMENTARY TABLE CLOSED	440-3221ET	21	32	17	—	—	18	3.90	\$ 2054


 Shown with Optional
 Power Supply

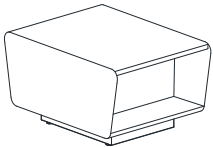
Description

- Designer White Laminate
- Black Stainless Steel Sled Base with Adjustable Levelers

Optional Power Supply

01-DATA440A	Aluminum 2 Power Outlets	\$ 610
01-DATA440B	Black 2 Power Outlets	\$ 610

COMPLEMENTARY TABLE OPEN	440-3221MT	21	32	17	—	—	18	3.90	\$ 1279
-----------------------------	------------	----	----	----	---	---	----	------	---------


Description

- Designer White Laminate
- Black Stainless Steel Sled Base with Adjustable Levelers

Optional Power Supply

01-DATA440A	Aluminum 2 Power Outlets	\$ 610
01-DATA440B	Black 2 Power Outlets	\$ 610

For ordering options, refer to the back of the seating identification card.

Item	Model No.	Chair Width	Chair Depth	Chair Height	Seat Width	Seat Depth	Seat Height	Arm Height	Ship Wt	Cubic Ft
GUEST CHAIR	683	24 $\frac{1}{8}$	22 $\frac{3}{4}$	34 $\frac{7}{8}$	19	19	18 $\frac{3}{4}$	25 $\frac{1}{4}$	32	16.90



Description

- Solid Wood Frame
- High Grade Polyurethane Foam and Webbing
- Upholstered Back with Exposed Wood Rail
- Wall-Saver Design

List Price/Grade	COM	1	2	3	4	5	6	7	8	9	10	L1	L2
Single Upholstery	1.5 \$	891	943	986	1027	1089	1157	1246	1342	1456	1586	1218	1362

GUEST CHAIR	685	24 $\frac{1}{8}$	22 $\frac{3}{4}$	34 $\frac{7}{8}$	19	19	18 $\frac{3}{4}$	25 $\frac{1}{4}$	32	16.90
-------------	-----	------------------	------------------	------------------	----	----	------------------	------------------	----	-------



Description

- Solid Wood Frame
- High Grade Polyurethane Foam and Webbing
- Sculpted Upholstered Back Insert
- Wall-Saver Design

List Price/Grade	COM	1	2	3	4	5	6	7	8	9	10	L1	L2
Single Upholstery	1.00 \$	782	816	845	873	914	959	1019	1083	1159	1245	1000	1096

GUEST CHAIR	687	24 $\frac{1}{8}$	22 $\frac{3}{4}$	34 $\frac{7}{8}$	19	19	18 $\frac{3}{4}$	25 $\frac{1}{4}$	32	16.90
-------------	-----	------------------	------------------	------------------	----	----	------------------	------------------	----	-------



Description

- Solid Wood Frame
- High Grade Polyurethane Foam and Webbing
- Half Upholstered Back with Exposed Wood Rail
- Wall-Saver Design

List Price/Grade	COM	1	2	3	4	5	6	7	8	9	10	L1	L2
Single Upholstery	1.50 \$	862	914	957	998	1060	1128	1217	1313	1427	1557	1190	1334

For ordering options, refer to the back of the seating identification card.
For upholstery options, see pages 10-16.

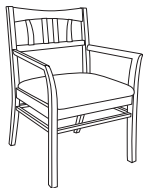
Item	Model No.	Chair Width	Chair Depth	Chair Height	Seat Width	Seat Depth	Seat Height	Arm Height	Ship Wt	Cubic Ft
GUEST CHAIR	696	24 $\frac{1}{8}$	22 $\frac{3}{4}$	34 $\frac{7}{8}$	19	19	18 $\frac{3}{4}$	25 $\frac{1}{4}$	32	16.90


Description

- Solid Wood Frame
- High Grade Polyurethane Foam and Webbing
- Exposed Wooden Vertical Slat Back
- Wall-Saver Design

List Price/Grade	COM	1	2	3	4	5	6	7	8	9	10	L1	L2
Single Upholstery	0.75 \$	730	755	777	797	828	862	908	955	1013	1077	893	965

GUEST CHAIR	697	24 $\frac{1}{8}$	22 $\frac{3}{4}$	34 $\frac{7}{8}$	19	19	18 $\frac{3}{4}$	25 $\frac{1}{4}$	32	16.90
-------------	-----	------------------	------------------	------------------	----	----	------------------	------------------	----	-------


Description

- Solid Wood Frame
- High Grade Polyurethane Foam and Webbing
- Exposed Wooden Vertical Slat Half Back
- Wall-Saver Design

List Price/Grade	COM	1	2	3	4	5	6	7	8	9	10	L1	L2
Single Upholstery	0.75 \$	730	755	777	797	828	862	908	955	1013	1077	893	965

For ordering options, refer to the back of the seating identification card.
 For upholstery options, see pages 10-16.

HOW TO ORDER

Model No.	Description	Example
373	Primary Upholstery	Mayer Intrique Cobblestone
	Accent Upholstery	Mayer Florentino Dove

POWER OPTIONS

Power Port with 2 Outlets.

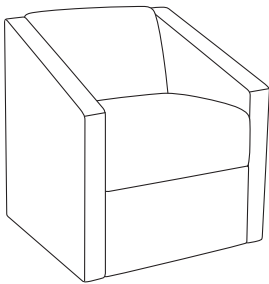
ECSL	Left Port in Silver	\$	617
ECSR	Right Port in Silver	\$	617
ECBL	Left Port in Black	\$	617
ECBR	Right Port in Black	\$	617

Note: Ports are specified as if you are standing, looking at the chair

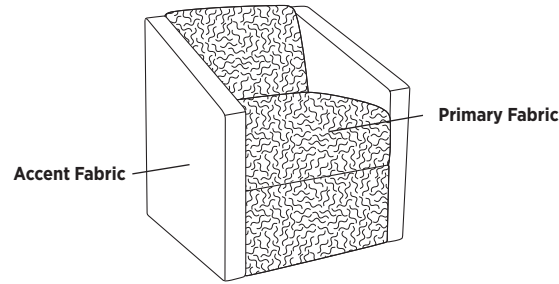
UPHOLSTERY OPTIONS

Chat™ is available in a single or dual upholstery.

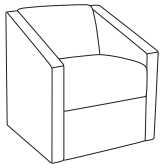
Single Upholstery



Dual Upholstery



Item	Model No.	Chair Width	Chair Depth	Chair Height	Seat Width	Seat Depth	Seat Height	Arm Height	Ship Wt	Cubic Ft
CLUB CHAIR	373	28	28¼	32¾	22	20	18½	24¾	81	24


Description

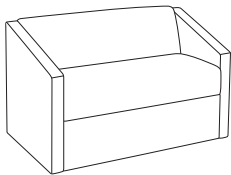
- High Grade Polyurethane Foam
- Adjustable Glides Standard

List Price/Grade	COM	1	2	3	4	5	6	7	8	9	10	L1	L2
Single Upholstery	7.00 \$	1555	1793	1994	2189	2477	2794	3212	3658	4191	4796	3082	3752
Dual Upholstery													
Primary	2.5	1555	1640	1712	1781	1884	1997	2146	2306	2496	2712	2100	2340
Accent	4.5	0	152	282	407	593	796	1065	1352	1695	2084	982	1412

Options: Specify & Add

SWVL	Swivel Base with Auto Return												\$ 382
BCC	Black Carpet Casters												\$ 69

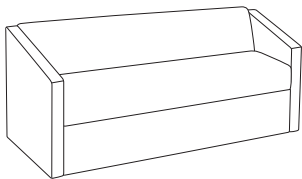
SETTEE	3732	50	28¼	32¾	44	20	18½	24¾	116	42.57
--------	------	----	-----	-----	----	----	-----	-----	-----	-------


Description

- High Grade Polyurethane Foam
- Adjustable Glides Standard

List Price/Grade	COM	1	2	3	4	5	6	7	8	9	10	L1	L2
Single Upholstery	8.00 \$	1948	2220	2450	2672	3002	3364	3841	4352	4961	5652	3693	4459
Dual Upholstery													
Primary	3	1948	2050	2136	2220	2343	2479	2658	2849	3078	3337	2602	2889
Accent	5	0	170	314	453	659	885	1183	1502	1883	2315	1091	1569

SOFA	3733	72	28¼	32¾	66	20	18½	24¾	138	55.83
------	------	----	-----	-----	----	----	-----	-----	-----	-------



Description

- High Grade Polyurethane Foam
- Adjustable Glides Standard

List Price/Grade	COM	1	2	3	4	5	6	7	8	9	10	L1	L2
Single Upholstery	10.0 \$	2389	2729	3017	3295	3706	4159	4756	5394	6155	7020	4571	5528
Dual Upholstery													
Primary	4.25	2389	2533	2656	2774	2949	3142	3396	3666	3990	4358	3316	3723
Accent	5.75	0	196	361	521	757	1018	1360	1728	2165	2662	1254	1805

For ordering options, see page 35 and the back of seating identification card at the beginning of the series.
 For upholstery options, see pages 10-16.


Item	Model No.	Chair Width	Chair Depth	Chair Height	Seat Width	Seat Depth	Seat Height	Arm Height	Ship Wt	Cubic Ft
SOFA	2963	72½	26½	33½	64½	19½	16½	26	82	55.83


Description

- Seats Three
- High Grade Polyurethane Foam
- Solid Wood Legs

List Price/Grade	COM	1	2	3	4	5	6	7	8	9	10	L1	L2
Single Upholstery	7.00 \$	2181	2419	2621	2815	3103	3420	3838	4285	4818	5423	3709	4378


SETTEE	2962	50½	26½	33½	42½	19½	16½	26	63	42.57
--------	------	-----	-----	-----	-----	-----	-----	----	----	-------


Description

- Seats Two
- High Grade Polyurethane Foam
- Solid Wood Legs

List Price/Grade	COM	1	2	3	4	5	6	7	8	9	10	L1	L2
Single Upholstery	5.50 \$	1770	1957	2116	2268	2494	2743	3072	3422	3841	4317	2970	3497

GUEST CHAIR	296	28	26½	33½	20	19½	16½	26	42	24.03
-------------	-----	----	-----	-----	----	-----	-----	----	----	-------


Description

- Seats One
- High Grade Polyurethane Foam
- Solid Wood Legs

List Price/Grade	COM	1	2	3	4	5	6	7	8	9	10	L1	L2
Single Upholstery	4.25 \$	1401	1546	1668	1786	1961	2154	2408	2678	3003	3370	2329	2735

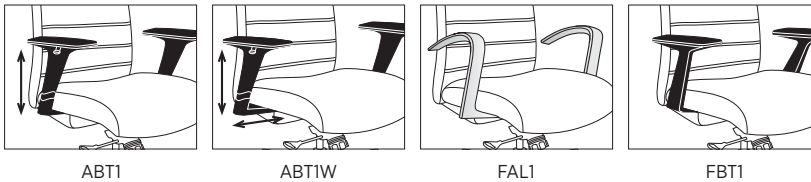
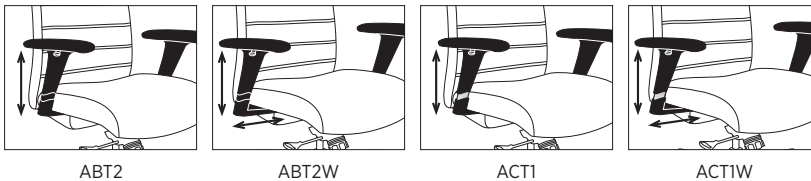
For ordering options, refer to the back of the seating identification card.
 For upholstery options, see pages 10-16.

HOW TO ORDER

Model No.	Description	Example
584	Upholstery	Brisa Sand
	Arm	FAL1
	Control	ST
	Base	Alm Base
	Caster	BHC

ARM OPTIONS

No Arm		\$	-84
ABT2	Black Height Adjustable T		Std
ABT2W	Black Height and Width Adjustable T	\$	102
ACT1	Black/Chrome Adjustable Height T	\$	90
ACT1W	Black/Chrome Adjustable Height/Width T	\$	188
ABT1	Black Height Adjustable T with Sliding and Lockable Pivot Pads	\$	98
ABT1W	Black Height and Width Adjustable T with Sliding and Lockable Pivot Pads	\$	197
FAL1	Aluminum Fixed Loop	\$	142
FBT1	Black Fixed T	\$	90


CONTROL OPTIONS

SW	Swivel Tilt Control		Std.
KT	Knee Tilt Control	\$	60
ST	Synchro Knee Tilt Control	\$	87
SS	Synchro Tilt Control with Seat Slider	\$	108

BASE OPTIONS

Blk Base	Black High Profile Fiberglass Reinforced Nylon Base		Std.
Alm Base	Polished Aluminum High Profile Base	\$	71

CASTER OPTIONS

BCC	Black Dual Wheel Carpet Caster		Std.
BHC	Black Soft Caster for Hard Surfaces		N/C
BG	Black Glides for All Surfaces		N/C
CHRC	Chrome Rimmed Hard Surface Caster with Roll Control	\$	247

NOTE: Options selected may affect overall dimensions as stated

Item	Model No.	Chair Width	Chair Depth	Chair Height	Seat Width	Seat Depth	Seat Height	Arm Height	Ship Wt	Cubic Ft
MANAGEMENT SWIVEL	582	26	26	37-42	20½	19	16¼-21¼	25¾-29¾	46	26.4


Description

- Mid Back Management Swivel
- Ergonomic Curved Back Provides Lumbar Support and Promotes Circulation
- 5-Star High Profile Fiberglass Reinforced Nylon Base Standard
- Black Dual Wheel Carpet Caster Standard
- Pneumatic Gas Lift Standard
- Swivel Tilt Control Standard
- Standard Black T-Style Arm Adjusts for Height
- High Grade Polyurethane Foam
- Optional Arms, Controls, Casters, and Base

List Price/Grade	COM	1	2	3	4	5	6	7	8	9	10	L1	L2
Single Upholstery	1.50	\$ 1063	1114	1158	1199	1261	1328	1418	1514	1628	1758	1390	1534

EXECUTIVE SWIVEL	584	26	26	43-48	20½	19	16¼-21¼	25¾-29¾	46	26.4
------------------	-----	----	----	-------	-----	----	---------	---------	----	------



Description

- High Back Executive Swivel
- Ergonomic Curved Back Provides Lumbar Support and Promotes Circulation
- 5-Star High Profile Fiberglass Reinforced Nylon Base Standard
- Black Dual Wheel Carpet Caster Standard
- Pneumatic Gas Lift Standard
- Swivel Tilt Control Standard
- Standard Black T-Style Arm Adjusts for Height
- High Grade Polyurethane Foam
- Optional Arms, Controls, Casters, and Base

List Price/Grade	COM	1	2	3	4	5	6	7	8	9	10	L1	L2
Single Upholstery	2.00	\$ 1194	1262	1319	1375	1457	1548	1667	1795	1947	2120	1630	1821

For ordering options, see page 38 and the back of seating identification card at the beginning of the series.
 For upholstery options, see pages 10-16.

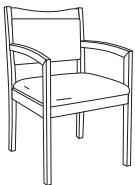
Item	Model No.	Chair Width	Chair Depth	Chair Height	Seat Width	Seat Depth	Seat Height	Arm Height	Ship Wt	Cubic Ft
GUEST CHAIR	266	22	23	34¾	20	18½	18¼	26⅜	30	16.90


Description

- Solid Wood Frame
- High Grade Polyurethane Foam
- Upholstered Back with Sculpted Reveal

List Price/Grade	COM	1	2	3	4	5	6	7	8	9	10	L1	L2
Single Upholstery	1.75 \$	710	770	820	868	941	1020	1125	1236	1370	1521	1092	1259

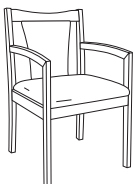
GUEST CHAIR	267	22	23	34¾	20	18½	18¼	26⅜	30	16.90
-------------	-----	----	----	-----	----	-----	-----	-----	----	-------


Description

- Solid Wood Frame
- High Grade Polyurethane Foam
- Upholstered Upper Back

List Price/Grade	COM	1	2	3	4	5	6	7	8	9	10	L1	L2
Single Upholstery	1.50 \$	710	761	805	846	908	975	1065	1161	1275	1405	1037	1181

GUEST CHAIR	276	22	23	34¾	20	18½	18¼	26⅜	30	16.90
-------------	-----	----	----	-----	----	-----	-----	-----	----	-------


Description

- Solid Wood Frame
- High Grade Polyurethane Foam
- Sculpted Upholstered Back Insert

List Price/Grade	COM	1	2	3	4	5	6	7	8	9	10	L1	L2
Single Upholstery	1.25 \$	703	745	781	816	867	924	999	1078	1174	1282	975	1095

For ordering options, refer to the back of the seating identification card.
 For upholstery options, see pages 10-16.

Item	Model No.	Chair Width	Chair Depth	Chair Height	Seat Width	Seat Depth	Seat Height	Arm Height	Ship Wt	Cubic Ft
GUEST CHAIR	287	22	23	34 ¾	20	18 ½	18 ¼	26 ¾	30	16.90



Description

- Solid Wood Frame
- High Grade Polyurethane Foam
- Exposed Wooden Vertical Slat Back

List Price/Grade	COM	1	2	3	4	5	6	7	8	9	10	L1	L2
Single Upholstery	0.75 \$	678	704	725	746	777	811	856	903	961	1026	842	914

GUEST CHAIR	286	22	23	34 ¾	20	18 ½	18 ¼	26 ¾	30	16.90
-------------	-----	----	----	------	----	------	------	------	----	-------




Description

- Solid Wood Frame
- High Grade Polyurethane Foam
- Exposed Wooden Tapered Slat Back

List Price/Grade	COM	1	2	3	4	5	6	7	8	9	10	L1	L2
Single Upholstery	0.75 \$	678	704	725	746	777	811	856	903	961	1026	842	914

For ordering options, refer to the back of the seating identification card.
For upholstery options, see pages 10-16.


Item	Model No.	Chair Width	Chair Depth	Chair Height	Seat Width	Seat Depth	Seat Height	Arm Height	Ship Wt	Cubic Ft
GUEST CHAIR	796	23	21½	32½	19	17½	18	23½	21	16.90


Description

- Slat Back
- High Grade Polyurethane Foam

List Price/Grade	COM	1	2	3	4	5	6	7	8	9	10	L1	L2
Single Upholstery	0.75 \$	946	971	993	1014	1044	1078	1124	1171	1229	1293	1109	1181

GUEST CHAIR	797	23	21½	32½	19	17½	18	23½	21	16.90
-------------	-----	----	-----	-----	----	-----	----	-----	----	-------


Description

- Upholstered Back
- High Grade Polyurethane Foam

List Price/Grade	COM	1	2	3	4	5	6	7	8	9	10	L1	L2
Single Upholstery	0.75 \$	1019	1044	1066	1087	1117	1151	1197	1244	1302	1367	1182	1254

STACKING GUEST CHAIR	781	22	22	33	16½	16½	18	24½	20	16.90
----------------------	-----	----	----	----	-----	-----	----	-----	----	-------


Description

- Stacking Chair
- Stacks 3-4 High
- High Grade Polyurethane Foam
- Upholstered Back

List Price/Grade	COM	1	2	3	4	5	6	7	8	9	10	L1	L2
Single Upholstery	1.25 \$	651	694	730	765	816	873	948	1027	1123	1231	924	1043

SIN 711-19

 For ordering options, refer to the back of the seating identification card.
 For upholstery options, see pages 10-16.

Item	Model No.	Chair Width	Chair Depth	Chair Height	Seat Width	Seat Depth	Seat Height	Arm Height	Ship Wt	Cubic Ft
MESH BACK WITH ARMS	470	25½	21	33¾	18½	16	18¾	26½	40	16.90



Description

- Black Breatheable Mesh Back
- Upholstered Seat with High Grade Polyurethane Foam
- Steel Frame with Wall Saver Design in Aluminum Powdercoat
- Black Polyurethane Wrapped Arms
- Black Plastic Glides
- Stacks Up to 5 High

List Price/Grade	COM	1	2	3	4	5	6	7	8	9	10	L1	L2
Single Upholstery	0.75 \$	579	605	627	647	678	712	757	805	862	927	NA	NA

Options: Specify & Add

BCC40	Optional Black Carpet Casters											\$	12
BHC40	Optional Soft Caster for Hard Surfaces											\$	26

UPHOLSTERED BACK WITH ARMS	473	25½	21	33¾	18½	16	18¾	26½	40	16.90
----------------------------	-----	-----	----	-----	-----	----	-----	-----	----	-------



Description

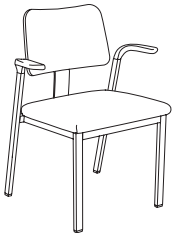
- Upholstered Back
- Upholstered Seat with High Grade Polyurethane Foam
- Steel Frame with Wall Saver Design in Aluminum Powdercoat
- Black Polyurethane Wrapped Arms
- Black Plastic Glides
- Stacks Up to 5 High

List Price/Grade	COM	1	2	3	4	5	6	7	8	9	10	L1	L2
Single Upholstery	1.50 \$	593	644	687	729	790	858	948	1043	1158	1287	NA	NA
Seat	0.75 \$	593	618	640	661	691	725	771	818	876	941	NA	NA
Back	0.75 \$	0	26	47	68	99	133	177	225	282	347	NA	NA

Options: Specify & Add

BCC40	Optional Black Carpet Casters											\$	12
BHC40	Optional Soft Caster for Hard Surfaces											\$	26

WOOD BACK WITH ARMS	476	25½	21	32½	18½	16	18¾	26½	40	16.90
---------------------	-----	-----	----	-----	-----	----	-----	-----	----	-------



Description

- Finished Wood Back
- Upholstered Seat with High Grade Polyurethane Foam
- Steel Frame with Wall Saver Design in Aluminum Powdercoat
- Black Polyurethane Wrapped Arms
- Black Plastic Glides
- Stacks Up to 5 High

List Price/Grade	COM	1	2	3	4	5	6	7	8	9	10	L1	L2
Single Upholstery	0.75 \$	671	697	718	739	770	804	849	896	954	1019	NA	NA

Options: Specify & Add

BCC40	Optional Black Carpet Casters											\$	12
BHC40	Optional Soft Caster for Hard Surfaces											\$	26

For ordering options, refer to the back of the seating identification card.
For upholstery options, see pages 10-16.

Item	Model No.	Chair Width	Chair Depth	Chair Height	Seat Width	Seat Depth	Seat Height	Arm Height	Ship Wt	Cubic Ft
MESH BACK ARMLESS	471	21½	21	33¾	18½	16	18¾	-	40	16.90


Description

- Black Breathable Mesh Back
- Upholstered Seat with High Grade Polyurethane Foam
- Steel Frame with Wall Saver Design in Aluminum Powdercoat
- Black Plastic Glides
- Stacks Up to 5 High

List Price/Grade	COM	1	2	3	4	5	6	7	8	9	10	L1	L2
Single Upholstery	0.75 \$	519	544	566	587	617	651	697	744	802	866	NA	NA

Options: Specify & Add

BCC40	Optional Black Carpet Casters											\$	12
BHC40	Optional Soft Caster for Hard Surfaces											\$	26

UPHOLSTERED BACK ARMLESS	475	21½	21	33¾	18½	16	18¾	-	40	16.90
-----------------------------	-----	-----	----	-----	-----	----	-----	---	----	-------


Description

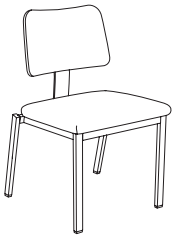
- Upholstered Back
- Upholstered Seat with High Grade Polyurethane Foam
- Steel Frame with Wall Saver Design in Aluminum Powdercoat
- Black Plastic Glides
- Stacks Up to 5 High

List Price/Grade	COM	1	2	3	4	5	6	7	8	9	10	L1	L2
Single Upholstery	1.50 \$	534	586	629	670	732	800	889	985	1099	1229	NA	NA
Seat	0.75 \$	534	560	581	602	633	667	712	759	817	882	NA	NA
Back	0.75 \$	0	26	47	68	99	133	177	225	282	347	NA	NA

Options: Specify & Add

BCC40	Optional Black Carpet Casters											\$	12
BHC40	Optional Soft Caster for Hard Surfaces											\$	26

WOOD BACK ARMLESS	477	21½	21	32½	18½	16	18¾	-	40	16.90
----------------------	-----	-----	----	-----	-----	----	-----	---	----	-------


Description

- Finished Wood Back
- Upholstered Seat with High Grade Polyurethane Foam
- Steel Frame with Wall Saver Design in Aluminum Powdercoat
- Black Plastic Glides
- Stacks Up to 5 High

List Price/Grade	COM	1	2	3	4	5	6	7	8	9	10	L1	L2
Single Upholstery	0.75 \$	611	637	659	679	710	744	789	837	894	959	NA	NA

Options: Specify & Add

BCC40	Optional Black Carpet Casters											\$	12
BHC40	Optional Soft Caster for Hard Surfaces											\$	26

For ordering options, refer to the back of the seating identification card.
 For upholstery options, see pages 10-16.

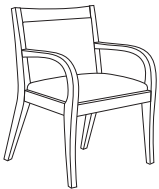
Item	Model No.	Chair Width	Chair Depth	Chair Height	Seat Width	Seat Depth	Seat Height	Arm Height	Ship Wt	Cubic Ft
GUEST CHAIR	395	23¾	24	31¾	20¾	18¾	17¼	24	25	16.9


Description

- Solid Hardwood Frame with Wall Saver Design
- Upholstered Back
- High Grade Polyurethane Foam

List Price/Grade	COM	1	2	3	4	5	6	7	8	9	10	L1	L2
Single Upholstery	1.50 \$	793	845	888	929	991	1059	1148	1244	1358	1488	1121	1265


GUEST CHAIR	396	23¾	24¼	31¾	20¾	18¾	17¼	25½	25	16.9
-------------	-----	-----	-----	-----	-----	-----	-----	-----	----	------


Description

- Solid Hardwood Frame with Wall Saver Design
- Upholstered Back
- High Grade Polyurethane Foam

List Price/Grade	COM	1	2	3	4	5	6	7	8	9	10	L1	L2
Single Upholstery	1.50 \$	793	845	888	929	991	1059	1148	1244	1358	1488	1121	1265

GUEST CHAIR	398	23¾	25	31¾	21¾	18¾	17¼	23	25	16.9
-------------	-----	-----	----	-----	-----	-----	-----	----	----	------

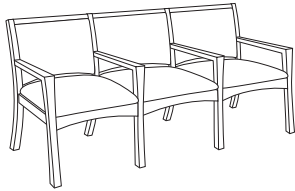

Description

- Solid Hardwood Frame with Wall Saver Design
- Upholstered Back
- High Grade Polyurethane Foam

List Price/Grade	COM	1	2	3	4	5	6	7	8	9	10	L1	L2
Single Upholstery	1.50 \$	793	845	888	929	991	1059	1148	1244	1358	1488	1121	1265

For ordering options, refer to the back of the seating identification card.
 For upholstery options, see pages 10-16.

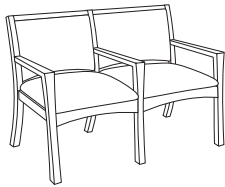
Item	Model No.	Chair Width	Chair Depth	Chair Height	Seat Width	Seat Depth	Seat Height	Arm Height	Ship Wt	Cubic Ft
3-SEAT TANDEM	4863	68½	26¼	34½	19¾	18	18¾	25¼	70	40.80


Description

- Fully Upholstered Back with Curved Reveal
- High Grade Polyurethane Foam
- Solid Wood Frame

List Price/Grade	COM	1	2	3	4	5	6	7	8	9	10	L1	L2
Single Upholstery	3.00	\$ 2504	2605	2692	2775	2899	3035	3214	3405	3633	3893	3158	3445

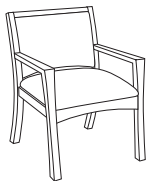
2-SEAT TANDEM	4862	46¾	26¼	34½	19¾	18	18¾	25¼	50	28.60
---------------	------	-----	-----	-----	-----	----	-----	-----	----	-------


Description

- Fully Upholstered Back with Curved Reveal
- High Grade Polyurethane Foam
- Solid Wood Frame

List Price/Grade	COM	1	2	3	4	5	6	7	8	9	10	L1	L2
Single Upholstery	2.25	\$ 1736	1812	1877	1940	2032	2134	2269	2412	2584	2778	2227	2442

GUEST CHAIR	486	24½	26¼	34½	19¾	18	18¾	25¼	30	16.90
-------------	-----	-----	-----	-----	-----	----	-----	-----	----	-------



Description

- Fully Upholstered Back with Curved Reveal
- High Grade Polyurethane Foam
- Solid Wood Frame

List Price/Grade	COM	1	2	3	4	5	6	7	8	9	10	L1	L2
Single Upholstery	1.50	\$ 1017	1068	1111	1152	1214	1282	1372	1467	1582	1711	1344	1488

For ordering options, refer to the back of the seating identification card.
 For upholstery options, see pages 10-16.

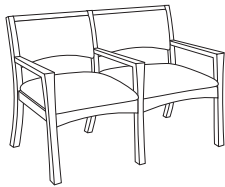
Item	Model No.	Chair Width	Chair Depth	Chair Height	Seat Width	Seat Depth	Seat Height	Arm Height	Ship Wt	Cubic Ft
3-SEAT TANDEM	4873	68½	26¼	34½	19¾	18	18¾	25¼	70	40.80


Description

- Half Upholstered Back
- High Grade Polyurethane Foam
- Solid Wood Frame

List Price/Grade	COM	1	2	3	4	5	6	7	8	9	10	L1	L2
Single Upholstery	2.75 \$	2487	2581	2660	2736	2849	2974	3138	3313	3523	3761	3087	3350


2-SEAT TANDEM	4872	46¾	26¼	34½	19¾	18	18¾	25¼	50	28.60
---------------	------	-----	-----	-----	-----	----	-----	-----	----	-------


Description

- Half Upholstered Back
- High Grade Polyurethane Foam
- Solid Wood Frame

List Price/Grade	COM	1	2	3	4	5	6	7	8	9	10	L1	L2
Single Upholstery	1.75 \$	1725	1784	1835	1883	1955	2034	2139	2250	2384	2535	2106	2274

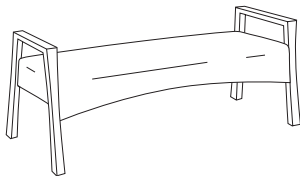
GUEST CHAIR	487	24½	26¼	34½	19¾	18	18¾	25¼	30	16.90
-------------	-----	-----	-----	-----	-----	----	-----	-----	----	-------


Description

- Half Upholstered Back
- High Grade Polyurethane Foam
- Solid Wood Frame

List Price/Grade	COM	1	2	3	4	5	6	7	8	9	10	L1	L2
Single Upholstery	1.25 \$	1003	1045	1081	1116	1168	1225	1300	1379	1475	1583	1276	1395

LOUNGE BENCH	496	48¾	24¼	25¼	44	21	20¾	25¼	45	20.31
--------------	-----	-----	-----	-----	----	----	-----	-----	----	-------



Description

- High Grade Polyurethane Foam
- Solid Wood Frame
- All Upholsteries will be Railroaded
- Ganging Not Applicable

List Price/Grade	COM	1	2	3	4	5	6	7	8	9	10	L1	L2
Single Upholstery	2.00 \$	1374	1442	1499	1555	1637	1728	1847	1975	2127	2300	1810	2001

For ordering options, refer to the back of the seating identification card.
 For upholstery options, see pages 10-16.


Item	Model No.	Chair Width	Chair Depth	Chair Height	Seat Width	Seat Depth	Seat Height	Arm Height	Ship Wt	Cubic Ft
BARIATRIC CHAIR	485	34¼	26¼	34½	30	18	18¾	25¼	30	21.63


Description

- Fully Upholstered Back with Curved Reveal
- High Grade Polyurethane Foam
- Solid Wood Frame
- Tested and Passed for 450 lbs. Single Occupancy

List Price/Grade	COM	1	2	3	4	5	6	7	8	9	10	L1	L2
Single Upholstery	2	\$ 1352	1420	1478	1533	1616	1706	1825	1953	2105	2278	1788	1980

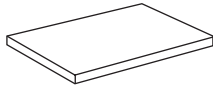
BARIATRIC CHAIR	483	34¼	26¼	34½	30	18	18¾	25¼	30	21.63
-----------------	-----	-----	-----	-----	----	----	-----	-----	----	-------


Description

- Half Upholstered Back
- High Grade Polyurethane Foam
- Solid Wood Frame
- Tested and Passed for 450 lbs. Single Occupancy

List Price/Grade	COM	1	2	3	4	5	6	7	8	9	10	L1	L2
Single Upholstery	2	\$ 1336	1404	1461	1517	1599	1690	1809	1937	2089	2262	1772	1963

Item	Model No.	W	D	H	K	R	Ship Wt	Cubic Ft	List Price
RECTANGULAR GANGING TABLE	48-1620GT	20¼	16	14⅞	—	—	12	3.6	\$ 382

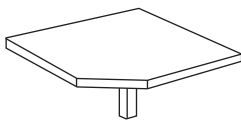


SIN 711-11

Description

- Connects To Any Seating for Straight Line Applications

CORNER GANGING TABLE	48-2424GTC	24	24	14⅞	—	—	20	2.4	\$ 538
----------------------	------------	----	----	-----	---	---	----	-----	--------



SIN 711-11

Description

- Connects To Any Seating in Angular Applications
- One Leg for Support
- Shipped KD

For ordering options, refer to the back of the seating identification card.

HOW TO ORDER

Model No.	Description	Example
378	Primary	CF Stinson Rivera Ochre
	Accent	CF Stinson Nova Spotlight
	Arm Cap	WCAP
	Writing Tablet	WL
	Leg	Oyster
	Finish	LW
	Power	ECSL

LEG OPTIONS

WLEG	Wood Legs - Please Specify a Finish	Std
CLEG	Chrome Legs	N/C
PLEG	Powder Coat Legs - Please Specify a Color	\$ 136
	Single Powder Coat Leg on Corner Table	\$ 34
	Powder Coat 2 Legs on Ganging End Table	\$ 68

ARM OPTIONS

Std	Upholstered Arm	Std
WCAP	Wood Arm Cap - Please Specify a Finish	
	2 Arms	\$ 97
	1 Arm	\$ 48
SCAP	Solid Surface Arm Cap - Please Specify a Color	
	2 Arms	\$ 445
	1 Arm	\$ 222


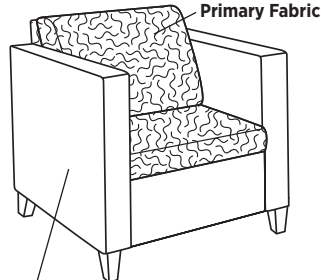
TABLET OPTIONS - AVAILABLE ON TASK ARMS

PL	Left Melamine Writing Tablet (Black)	\$ 246
CVL	Left Composite Veneer Writing Tablet - Specify Finish	\$ 407
SL	Left Solid Surface Writing Tablet - Specify Color	\$ 756
WL	Left Std Veneer Writing Tablet - Specify Finish	\$ 357
PR	Right Melamine Writing Tablet (Black)	\$ 246
CVR	Right Composite Veneer Writing Tablet - Specify Finish	\$ 407
SR	Right Solid Surface Writing Tablet - Specify Color	\$ 756
WR	Right Std Veneer Writing Tablet - Specify Finish	\$ 357

Note: Tablets are specified as if you are standing, looking at the chair.

UPHOLSTERY OPTIONS

Isla™ is available in a single or dual upholstery.

Single Upholstery

Dual Upholstery


Accent Fabric

Note: All Isla units except ottomans and freestanding tables come with ganging brackets installed. These brackets retract when not in use and can be removed if desired.

POWER OPTIONS
For Seating Units

One Electrical Power Outlet and Two Charging USB Ports

ECSL	Left Side - Silver	\$ 617
ECSR	Right Side - Silver	
ECFLSR	Front Left - Silver	

ECBL	Left Side - Black	\$ 617
ECBR	Right Side - Black	
ECFLBL	Front Left - Black	

Note: Ports are specified as if you are standing, looking at the chair

For Table Units

One Electrical Power Outlet and Two USB Charging Ports

PWRUSBA	Silver	\$ 560
---------	--------	--------

WOOD FINISHES - TABLES, TABLETS, LEGS, AND ARM CAPS

AW	Artisan Walnut	JM	Jewel Mahogany
AS	Asian Night	LW	Legacy Walnut
AC	Autumn Cherry	LM	Light Maple
BC	Bourbon Cherry	LO	Light Oak
CF	Cherry Finish	MW	Mahogany on Walnut
CC	Classic Cherry	MO	Medium Oak
CM	Clear Maple	PW	Presidential Walnut
CO	Columbian Walnut	SM	Sugar Maple
DC	Dark Cherry	TM	Traditional Mahogany
EF	Espresso Finish	WC	Williamsburg Cherry
EW	Espresso Walnut	YC	Yorkshire Cherry
GC	Golden Cherry	ZB	Zanzibar
HW	Harvest Walnut		

Composite Veneer/Finishes

SW	Sunglow Walnut	CD	Chanel Driftwood
JW	Java Wenge	CS	Cherry Spice

OTHER WOOD FINISHES AVAILABLE ON LEGS AND ARM CAPS ONLY

AO	Aliso	JR	Juniper Rain
BL	Black	OK	New Age Oak
CH	Richmond Cherry	TK	Studio Teak

LAMINATE OPTIONS AVAILABLE ON TABLES ONLY

AS	Asian Night	LM	Light Maple
BL	Black	OK	New Age Oak
CF	Cherry Finish	SM	Sugar Maple
CO	Columbian Walnut	TK	Studio Teak
EF	Espresso Finish	WC	Williamsburg Cherry
GC	Golden Cherry	XU	Xanadu
JM	Jewel Mahogany	ZB	Zanibar


POWDER COAT OPTIONS ON LEGS

Aluminum	Noir
Chrome	Oyster
Mist	Sugar Cookie

SOLID SURFACE OPTIONS ON ARMS AND TABLETS

Arroyo	Sedona
Icy White	Starry Night
Pebble Beach	Tundra


Item	Model No.	Chair Width	Chair Depth	Chair Height	Seat Width	Seat Depth	Seat Height	Arm Height	Ship Wt	Cubic Ft
GUEST CHAIR PRIVACY ARM - 2 ARMS	378	29	27¾	32½	22	19	18¾	30½	110	25


Description

- Left and Right Arm at Privacy Height
- High Grade Polyurethane Foam
- Wood Legs Standard
- Optional Chrome or Powder Coated Legs
- Optional Electrical Port
- Optional Arm Cap

List Price/Grade	COM	1	2	3	4	5	6	7	8	9	10	L1	L2
Single Upholstery	5.75 \$	2164	2359	2525	2685	2921	3182	3525	3892	4330	4827	3418	3969
Dual Upholstery													
Primary	1.5	2164	2215	2259	2300	2362	2429	2519	2615	2729	2859	2491	2635
Accent	4.25	0	144	267	385	560	752	1006	1277	1601	1968	927	1334

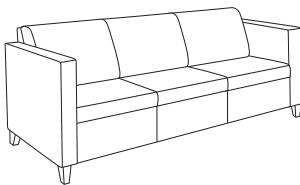
SETTEE PRIVACY ARM - 2 ARMS	3782	51	27¾	32½	44	19	18¾	30½	143	45
--------------------------------	------	----	-----	-----	----	----	-----	-----	-----	----


Description

- Left and Right Arm at Privacy Height
- High Grade Polyurethane Foam
- Wood Legs Standard
- Optional Chrome or Powder Coated Legs
- Optional Electrical Port
- Optional Arm Cap

List Price/Grade	COM	1	2	3	4	5	6	7	8	9	10	L1	L2
Single Upholstery	7.50 \$	2882	3137	3354	3561	3870	4210	4657	5136	5707	6355	4518	5237
Dual Upholstery													
Primary	2.25	2882	2958	3023	3086	3179	3280	3415	3558	3730	3925	3373	3588
Accent	5.25	0	179	330	475	691	929	1242	1577	1977	2430	1145	1648

SOFA PRIVACY ARM - 2 ARMS	3783	73	27¾	32½	66	19	18¾	30½	168	61
------------------------------	------	----	-----	-----	----	----	-----	-----	-----	----


Description


- Left and Right Arm at Privacy Height
- High Grade Polyurethane Foam
- Wood Legs Standard
- Optional Chrome or Powder Coated Legs
- Optional Electrical Port
- Optional Arm Cap

List Price/Grade	COM	1	2	3	4	5	6	7	8	9	10	L1	L2
Single Upholstery	9.25 \$	3691	4005	4271	4529	4909	5328	5881	6470	7175	7975	5709	6594
Dual Upholstery													
Primary	3.25	3691	3801	3895	3985	4119	4266	4461	4668	4916	5196	4400	4711
Accent	6	0	204	377	543	790	1062	1420	1803	2260	2778	1309	1883

For ordering options, refer to page 49 and the back of the seating identification card.

For upholstery options, see pages 10-16.


Item	Model No.	Chair Width	Chair Depth	Chair Height	Seat Width	Seat Depth	Seat Height	Arm Height	Ship Wt	Cubic Ft
GUEST CHAIR PRIVACY ARM - 1 ARM	Left	Right								
	378L	378R	25½	27¾	32½	22	19	18¾	30½	77


Description

- Specify Left or Right (Facing Unit) Arm at Privacy Height
- High Grade Polyurethane Foam
- Wood Legs Standard
- Optional Chrome or Powder Coated Legs
- Optional Electrical Port
- Optional Arm Cap

List Price/Grade	COM	1	2	3	4	5	6	7	8	9	10	L1	L2
Single Upholstery	4.50 \$	1955	2108	2238	2363	2548	2752	3020	3307	3650	4039	2937	3368
Dual Upholstery													
Primary	1.5	1955	2007	2050	2091	2153	2221	2310	2406	2520	2650	2282	2426
Accent	3	0	102	188	272	395	531	710	901	1130	1389	654	942


Item	Model No.	Chair Width	Chair Depth	Chair Height	Seat Width	Seat Depth	Seat Height	Arm Height	Ship Wt	Cubic Ft
SETTEE PRIVACY ARM - 1 ARM	Left	Right								
	3782L	3782R	47½	27¾	32½	44	19	18¾	30½	110


Description

- Specify Left or Right (Facing Unit) Arm at Privacy Height
- High Grade Polyurethane Foam
- Wood Legs Standard
- Optional Chrome or Powder Coated Legs
- Optional Electrical Port
- Optional Arm Cap

List Price/Grade	COM	1	2	3	4	5	6	7	8	9	10	L1	L2
Single Upholstery	5.75 \$	2581	2776	2942	3101	3338	3598	3942	4308	4747	5244	3835	4386
Dual Upholstery													
Primary	2.25	2581	2657	2722	2784	2877	2979	3114	3257	3429	3623	3072	3287
Accent	3.5	0	119	220	317	461	619	828	1052	1318	1621	764	1099

Item	Model No.	Chair Width	Chair Depth	Chair Height	Seat Width	Seat Depth	Seat Height	Arm Height	Ship Wt	Cubic Ft
SOFA PRIVACY ARM - 1 ARM	Left	Right								
	3783L	3783R	69½	27¾	32½	66	19	18¾	30½	135


Description


- Specify Left or Right (Facing Unit) Arm at Privacy Height
- High Grade Polyurethane Foam
- Wood Legs Standard
- Optional Chrome or Powder Coated Legs
- Optional Electrical Port
- Optional Arm Cap

List Price/Grade	COM	1	2	3	4	5	6	7	8	9	10	L1	L2
Single Upholstery	7.50 \$	3397	3652	3868	4076	4385	4724	5172	5650	6221	6870	5033	5751
Dual Upholstery													
Primary	3.25	3397	3507	3600	3691	3825	3972	4166	4373	4621	4902	4106	4416
Accent	4.25	0	145	268	385	560	752	1005	1277	1600	1967	927	1335

For ordering options, refer to page 49 and the back of the seating identification card.

For upholstery options, see pages 10-16.


Item	Model No.	Chair Width	Chair Depth	Chair Height	Seat Width	Seat Depth	Seat Height	Arm Height	Ship Wt	Cubic Ft
GUEST CHAIR TASK ARM - 2 ARMS	379	29	27¾	32½	22	19	18¾	26½	110	25


Description

- Left and Right Arm at Task Height
- High Grade Polyurethane Foam
- Wood Legs Standard
- Optional Chrome or Powder Coated Legs
- Optional Electrical Port
- Optional Writing Tablet
- Optional Arm Cap

List Price/Grade	COM	1	2	3	4	5	6	7	8	9	10	L1	L2
Single Upholstery	5.25 \$	2119	2297	2448	2594	2810	3048	3362	3696	4096	4550	3264	3766
Dual Upholstery													
Primary	1.5	2119	2170	2213	2255	2316	2384	2474	2569	2684	2813	2446	2590
Accent	3.75	0	127	235	340	494	664	888	1127	1413	1737	818	1176


SETTEE TASK ARM - 2 ARMS	3792	51	27¾	32½	44	19	18¾	26½	143	46
-----------------------------	------	----	-----	-----	----	----	-----	-----	-----	----


Description

- Left and Right Arm at Task Height
- High Grade Polyurethane Foam
- Wood Legs Standard
- Optional Chrome or Powder Coated Legs
- Optional Electrical Port
- Optional Writing Tablet
- Optional Arm Cap

List Price/Grade	COM	1	2	3	4	5	6	7	8	9	10	L1	L2
Single Upholstery	6.75 \$	2746	2976	3170	3358	3635	3941	4344	4775	5289	5873	4219	4865
Dual Upholstery													
Primary	2.25	2746	2823	2887	2950	3043	3145	3279	3422	3594	3789	3237	3452
Accent	4.5	0	153	283	407	593	796	1065	1352	1695	2084	982	1413

SOFA TASK ARM - 2 ARMS	3793	73	27¾	32½	66	19	18¾	26½	168	61
---------------------------	------	----	-----	-----	----	----	-----	-----	-----	----


Description


- Left and Right Arm at Task Height
- High Grade Polyurethane Foam
- Wood Legs Standard
- Optional Chrome or Powder Coated Legs
- Optional Electrical Port
- Optional Writing Tablet
- Optional Arm Cap

List Price/Grade	COM	1	2	3	4	5	6	7	8	9	10	L1	L2
Single Upholstery	8.50 \$	3570	3859	4104	4339	4689	5074	5581	6124	6771	7506	5424	6238
Dual Upholstery													
Primary	3.25	3570	3680	3773	3864	3998	4145	4339	4546	4794	5075	4279	4589
Accent	5.25	0	179	330	475	691	929	1242	1577	1977	2430	1145	1648

For ordering options, refer to page 49 and the back of the seating identification card.

For upholstery options, see pages 10-16.


Item	Model No.	Chair Width	Chair Depth	Chair Height	Seat Width	Seat Depth	Seat Height	Arm Height	Ship Wt	Cubic Ft
GUEST CHAIR TASK ARM - 1 ARM	Left	Right								
	379L	379R	25½	27¾	32½	22	19	18¾	26½	77


Description

- Specify Left or Right (Facing Unit) Arm at Task Height
- High Grade Polyurethane Foam
- Wood Legs Standard
- Optional Chrome or Powder Coated Legs
- Optional Electrical Port
- Optional Writing Tablet
- Optional Arm Cap

List Price/Grade	COM	1	2	3	4	5	6	7	8	9	10	L1	L2
Single Upholstery	4.00 \$	1873	2009	2124	2235	2400	2581	2819	3075	3379	3725	2745	3128
Dual Upholstery													
Primary	1.5	1873	1924	1967	2009	2070	2138	2228	2323	2438	2567	2200	2344
Accent	2.5	0	84	156	226	329	442	592	751	942	1158	545	784


SETTEE TASK ARM - 1 ARM	Left	Right											
	3792L	3792R	47½	27¾	32½	44	19	18¾	26½	110	46		


Description

- Specify Left or Right (Facing Unit) Arm at Task Height
- High Grade Polyurethane Foam
- Wood Legs Standard
- Optional Chrome or Powder Coated Legs
- Optional Electrical Port
- Optional Writing Tablet
- Optional Arm Cap

List Price/Grade	COM	1	2	3	4	5	6	7	8	9	10	L1	L2
Single Upholstery	5.75 \$	2504	2699	2865	3024	3261	3521	3865	4231	4670	5167	3758	4308
Dual Upholstery													
Primary	2.25	2504	2580	2645	2707	2800	2902	3037	3180	3351	3546	2994	3209
Accent	3.5	0	119	220	317	461	619	828	1052	1318	1621	764	1099

SOFA TASK ARM - 1 ARM	Left	Right											
	3793L	3793R	69½	27¾	32½	66	19	18¾	26½	135	61		


Description


- Specify Left or Right (Facing Unit) Arm at Task Height
- High Grade Polyurethane Foam
- Wood Legs Standard
- Optional Chrome or Powder Coated Legs
- Optional Electrical Port
- Optional Writing Tablet
- Optional Arm Cap

List Price/Grade	COM	1	2	3	4	5	6	7	8	9	10	L1	L2
Single Upholstery	7.25 \$	3326	3572	3781	3982	4281	4609	5042	5504	6057	6683	4907	5601
Dual Upholstery													
Primary	3.25	3326	3436	3529	3620	3754	3901	4095	4302	4550	4831	4035	4345
Accent	4	0	136	251	362	527	708	947	1202	1506	1852	873	1255

For ordering options, refer to page 49 and the back of the seating identification card.

For upholstery options, see pages 10-16.


Item	Model No.	Chair Width	Chair Depth	Chair Height	Seat Width	Seat Depth	Seat Height	Arm Height	Ship Wt	Cubic Ft
GUEST CHAIR NO ARMS	379N	22½	27¾	32½	22	19	18¾	N/A	57	25


Description

- High Grade Polyurethane Foam
- Wood Legs Standard
- Optional Chrome or Powder Coated Legs
- Optional Electrical Port

List Price/Grade	COM	1	2	3	4	5	6	7	8	9	10	L1	L2
Single Upholstery	3.25 \$	1623	1733	1826	1917	2051	2198	2392	2599	2847	3128	2332	2642
Dual Upholstery													
Primary	1.5	1623	1674	1717	1759	1820	1888	1978	2073	2188	2317	1950	2094
Accent	1.75	0	59	109	158	230	310	415	526	660	811	382	548


SETTEE NO ARMS	3792N	44½	27¾	32½	44	19	18¾	N/A	93	45
-------------------	-------	-----	-----	-----	----	----	-----	-----	----	----


Description

- High Grade Polyurethane Foam
- Wood Legs Standard
- Optional Chrome or Powder Coated Legs
- Optional Electrical Port

List Price/Grade	COM	1	2	3	4	5	6	7	8	9	10	L1	L2
Single Upholstery	4.75 \$	2126	2287	2424	2556	2752	2967	3251	3553	3915	4326	3162	3617
Dual Upholstery													
Primary	2.25	2126	2202	2267	2330	2422	2524	2659	2802	2974	3168	2617	2832
Accent	2.5	0	85	157	226	329	442	592	751	942	1158	545	785

SOFA NO ARMS	3793N	66½	27¾	32½	66	19	18¾	N/A	123	45
-----------------	-------	-----	-----	-----	----	----	-----	-----	-----	----


Description


- High Grade Polyurethane Foam
- Wood Legs Standard
- Optional Chrome or Powder Coated Legs
- Optional Electrical Port

List Price/Grade	COM	1	2	3	4	5	6	7	8	9	10	L1	L2
Single Upholstery	6.25 \$	3057	3269	3449	3623	3880	4163	4537	4935	5412	5952	4421	5018
Dual Upholstery													
Primary	3.25	3057	3167	3261	3351	3485	3632	3827	4034	4282	4563	3766	4077
Accent	3	0	102	188	272	395	531	710	901	1130	1389	654	942

For ordering options, refer to page 49 and the back of the seating identification card.

For upholstery options, see pages 10-16.

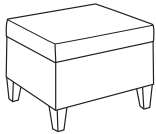
Item	Model No.	Chair Width	Chair Depth	Chair Height	Seat Width	Seat Depth	Seat Height	Arm Height	Ship Wt	Cubic Ft
CORNER UNIT	379-90C	27¾	27¾	32½	19	19	18¾	N/A	79	25


Description

- High Grade Polyurethane Foam
- Wood Legs Standard
- Optional Chrome or Powder Coated Legs

List Price/Grade	COM	1	2	3	4	5	6	7	8	9	10	L1	L2
Single Upholstery	4.75 \$	1884	2046	2183	2314	2510	2725	3009	3311	3674	4084	2920	3375
Dual Upholstery													
Primary	2.25	1884	1960	2025	2088	2180	2282	2417	2560	2732	2926	2375	2590
Accent	2.5	0	85	157	226	329	442	592	751	942	1158	545	785

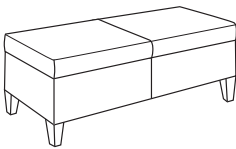
SINGLE BENCH	378SB	22¼	26½	18¾	22¼	22¼	18¾	N/A	41	12
--------------	-------	-----	-----	-----	-----	-----	-----	-----	----	----


Description

- High Grade Polyurethane Foam
- Wood Legs Standard
- Optional Chrome or Powder Coated Legs
- Optional Electrical Port

List Price/Grade	COM	1	2	3	4	5	6	7	8	9	10	L1	L2
Single Upholstery	2.00 \$	1271	1339	1396	1452	1534	1625	1744	1872	2024	2197	1707	1899
Dual Upholstery													
Primary	1.25	1271	1313	1349	1384	1435	1492	1567	1646	1742	1850	1544	1663
Accent	0.75	0	26	47	68	99	133	177	225	282	347	164	236

DOUBLE BENCH	3782DB	44¼	26½	18¾	44½	22¼	18¾	N/A	82	24
--------------	--------	-----	-----	-----	-----	-----	-----	-----	----	----


Description

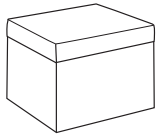
- High Grade Polyurethane Foam
- Wood Legs Standard
- Optional Chrome or Powder Coated Legs
- Optional Electrical Port

List Price/Grade	COM	1	2	3	4	5	6	7	8	9	10	L1	L2
Single Upholstery	2.75 \$	1830	1923	2002	2079	2192	2316	2481	2656	2866	3103	2429	2693
Dual Upholstery													
Primary	1.5	1830	1881	1924	1965	2027	2095	2185	2280	2394	2524	2157	2301
Accent	1.25	0	42	78	113	165	221	296	376	471	579	273	392

For ordering options, refer to page 49 and the back of the seating identification card.

For upholstery options, see pages 10-16.

Item	Model No.	Chair Width	Chair Depth	Chair Height	Seat Width	Seat Depth	Seat Height	Arm Height	Ship Wt	Cubic Ft
SINGLE OTTOMAN	379SO	22¼	22¼	18¾	22¼	22¼	18¾	N/A	50	12


Description

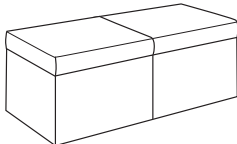
- High Grade Polyurethane Foam
- Standard with Poly Glides
- Optional Concealed Casters

List Price/Grade	COM	1	2	3	4	5	6	7	8	9	10	L1	L2
Single Upholstery	2.50 \$	797	883	955	1024	1127	1240	1389	1549	1739	1955	1343	1583
Dual Upholstery													
Primary	1	797	831	860	888	929	974	1034	1098	1174	1261	1016	1111
Accent	1.5	0	51	95	136	198	265	355	451	565	695	327	471

Optional Carpet Casters

BCC	Black Carpet Caster												N/C
-----	---------------------	--	--	--	--	--	--	--	--	--	--	--	-----

DOUBLE OTTOMAN	3792DO	44½	22¼	18¾	44½	22¼	18¾	N/A	127	35
----------------	--------	-----	-----	-----	-----	-----	-----	-----	-----	----


Description

- High Grade Polyurethane Foam
- Standard with Poly Glides
- Optional Concealed Casters

List Price/Grade	COM	1	2	3	4	5	6	7	8	9	10	L1	L2
Single Upholstery	3.50 \$	1342	1461	1562	1659	1803	1961	2170	2393	2660	2962	2105	2441
Dual Upholstery													
Primary	1.5	1342	1393	1436	1478	1539	1607	1697	1793	1907	2036	1669	1813
Accent	2	0	68	126	181	263	354	473	601	753	926	436	628

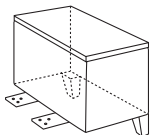
Optional Overlay Table

OTBL	Overlay Table												P \$ 357
													CV\$ 445
													W \$ 383

Optional Carpet Casters

BCC	Black Carpet Caster												N/C
-----	---------------------	--	--	--	--	--	--	--	--	--	--	--	-----

GANGING END TABLE WITH LEGS	378-1626EGT		16	26½	10½	—	—	42	9	W \$ 652	P \$ 586	CV\$ 697	S \$ 1091
-----------------------------	-------------	--	----	-----	-----	---	---	----	---	----------	----------	----------	-----------



SIN 711-11

	378-2226EGT		22	26½	10½	—	—	48	10	W \$ 735	P \$ 603	CV\$ 779	S \$ 1283
--	-------------	--	----	-----	-----	---	---	----	----	----------	----------	----------	-----------

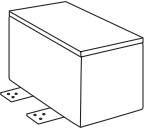
Description

- Attached Seating on One Side
- Upholstered Chasis
- Choose Tops of Solid Surface, Laminate, or Veneers
- Optional Power Port
- Optional Powder Coat Legs

Add Grade	COM	1	2	3	4	5	6	7	8	9	10	L1	L2
Single Upholstery	0.75 \$	-	26	47	68	99	133	178	225	283	348	164	236

For ordering options, refer to page 49 and the back of the seating identification card.

For upholstery options, see pages 10-16.

Item	Model No.	W	D	H	K	R	Ship Wt	Cubic Ft	List Price
GANGING END TABLE 	378-1626GT	16	26½	10 ½	—	—	42	9	W \$ 540
									P \$ 475
									CV\$ 584
									S \$ 981

Description

- Attached Seating on Both Sides
- Upholstered Chasis
- Choose Tops of Solid Surface, Laminate, or Veneers
- Optional Power Port

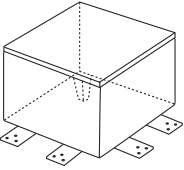
Add Grade	COM	1	2	3	4	5	6	7	8	9	10	L1	L2
Single Upholstery	0.75 \$	-	26	47	68	99	133	178	225	283	348	164	236

GANGING LAMP TABLE 	378-2226GT	22	26½	10 ½	—	—	48	10	W \$ 596
									P \$ 502
									CV\$ 640
									S \$ 1182

Description

- Attached Seating on Both Sides
- Upholstered Chasis
- Choose Tops of Solid Surface, Laminate, or Veneers
- Optional Power Port

Add Grade	COM	1	2	3	4	5	6	7	8	9	10	L1	L2
Single Upholstery	0.75 \$	-	26	47	68	99	133	178	225	283	348	164	236

GANGING 90° CORNER TABLE 	378-9026CGT	26½	26½	15 ½	—	—	57	11	W \$ 762
									P \$ 663
									CV\$ 819
									S \$ 1416

Description

- Attached Seating on Both Sides
- Upholstered Chasis
- Choose Tops of Solid Surface, Laminate, or Veneers
- Optional Power Port

Add Grade	COM	1	2	3	4	5	6	7	8	9	10	L1	L2
Single Upholstery	0.75 \$	-	26	47	68	99	133	178	225	283	348	164	236

GANGING 45° CORNER TABLE 	378-4526CGT	24	30	10 ½	—	—	46	11	W \$ 738
									P \$ 612
									CV\$ 778
									S \$ 1403

Description

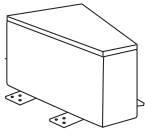
- Attached Seating on Both Sides
- Upholstered Chasis
- Choose Tops of Solid Surface, Laminate, or Veneers
- Optional Power Port

Add Grade	COM	1	2	3	4	5	6	7	8	9	10	L1	L2
Single Upholstery	1.00 \$	-	34	63	91	132	177	237	300	377	463	218	314

For ordering options, refer to page 49 and the back of the seating identification card.

For upholstery options, see pages 10-16.

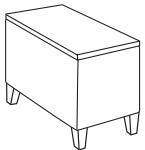
Item	Model No.	W	D	H	K	R	Ship Wt	Cubic Ft	List Price
GANGING 22.5° CORNER TABLE	378-2226CGT	24 ½	20 ¼	10 ½	—	—	48	10	W \$ 636
									P \$ 564
									CV\$ 668
									S \$ 1170


Description

- Attached Seating on Both Sides
- Upholstered Chasis
- Choose Tops of Solid Surface, Laminate, or Veneers

Add Grade	COM	1	2	3	4	5	6	7	8	9	10	L1	L2
Single Upholstery	0.75 \$	-	26	47	68	99	133	178	225	283	348	164	236

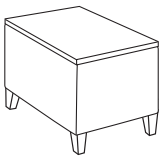
END TABLE	378-1626ET	16	26 ½	15 ½	—	—	42	11	W \$ 675
									P \$ 607
									CV\$ 719
									S \$ 1112


Description

- Free Standing
- Wood Legs Standard
- Optional Chrome or Powder Coated Legs

Add Grade	COM	1	2	3	4	5	6	7	8	9	10	L1	L2
Single Upholstery	0.75 \$	-	26	47	68	99	133	178	225	283	348	164	236

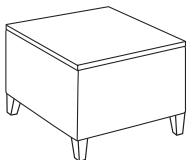
LAMP TABLE	378-2226ET	22	26 ½	15 ½	—	—	48	12	W \$ 781
									P \$ 636
									CV\$ 825
									S \$ 1316


Description

- Free Standing
- Wood Legs Standard
- Optional Chrome or Powder Coated Legs

Add Grade	COM	1	2	3	4	5	6	7	8	9	10	L1	L2
Single Upholstery	0.75 \$	-	26	47	68	99	133	178	225	283	348	164	236

MAGAZINE TABLE	378-2626MT	26 ½	26 ½	15 ½	—	—	57	13	W \$ 827
									P \$ 674
									CV\$ 874
									S \$ 1497


Description

- Free Standing
- Wood Legs Standard
- Optional Chrome or Powder Coated Legs

Add Grade	COM	1	2	3	4	5	6	7	8	9	10	L1	L2
Single Upholstery	0.75 \$	-	26	47	68	99	133	178	225	283	348	164	236

For ordering options, refer to page 49 and the back of the seating identification card.

For upholstery options, see pages 10-16.

HOW TO ORDER

Model No.	Description	Example
852	Mesh Back	Black
	Seat Upholstery	CF Stinson Nova Clove
	Arm	ACT2W
	Control	ST
	Base	BLK
	Caster	Std

MESH OPTIONS

MBBL	Black
MBWH	White

CONTROL OPTIONS

SY	Swivel Synchro Tilt Control	Std.
SS	Synchro Tilt Control with Seat Slider	\$ 21

BASE OPTIONS

Blk Base	Black High Profile Fiberglass Reinforced Nylon Base	Std.
Alm Base	Polished Aluminum High Profile Base	\$ 71

CASTER OPTIONS

BCC	Black Carpet Caster	Std.
BHC	Black Soft Caster for Hard Surfaces	N/C
BG	Black Glides for All Surfaces	N/C
CHRC	Chrome Rimmed Hard Surface Caster with Roll Control	\$ 247

Item	Model No.	Chair Width	Chair Depth	Chair Height	Seat Width	Seat Depth	Seat Height	Arm Height	Ship Wt	Cubic Ft
ARMLESS TASK CHAIR, MID BACK	851	20½	23	38½-43	20½	20	17-22	-	46	26.4



Open Market Only

Description

- Back - Specify Black or White Mesh
- Armless Frame Standard
- Synchro Tilt Standard
- Black Polyurethane Base
- Back - Adjustable Height & Lumbar Support
- Seat May Be Specified in Standard Black Fabric, Standard Black Vinyl or any Customer Choice Upholstery

List Price/Grade	COM	1	2	3	4	5	6	7	8	9	10	L1	L2
Customer Choice	0.75 \$	820	846	867	888	919	953	998	1045	1103	1168	984	1056
Black Fabric - SBF1	\$	612											
Black Vinyl - SBVI	\$	612											

ARM TASK CHAIR, MID BACK	852	25½	23	38½-43	20½	20	17-22	24½-27	46	26.4
--------------------------	-----	-----	----	--------	-----	----	-------	--------	----	------



Open Market Only

Description

- Back - Specify Black or White Mesh
- Standard Black T-Style Arm Adjusts for Height
- Synchro Tilt Standard
- Black Polyurethane Base
- Back - Adjustable Height & Lumbar Support
- Seat May Be Specified in Standard Black Fabric, Standard Black Vinyl or any Customer Choice Upholstery

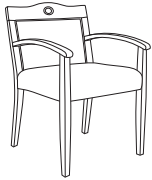
List Price/Grade	COM	1	2	3	4	5	6	7	8	9	10	L1	L2
Customer Choice	0.75 \$	931	957	979	999	1030	1064	1109	1157	1214	1279	1095	1167
Black Fabric - SBF1	\$	723											
Black Vinyl - SBVI	\$	723											

Optional Arms

ACT2	Black/Chrome Adjustable Height T Arm	Std
ACT2W	Black/Chrome Adjustable Height/Width T	\$ 36

For ordering options, see page 59 and the back of seating identification card at the beginning of the series.
For upholstery options, see pages 10-16.

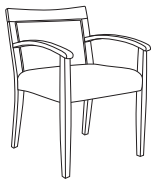
Item	Model No.	Chair Width	Chair Depth	Chair Height	Seat Width	Seat Depth	Seat Height	Arm Height	Ship Wt	Cubic Ft
GUEST CHAIR	775	23¼	24	35	20	18½	18¾	26¾	30	16.90


Description

- Solid Hardwood Frame with Decorative Rosette Back
- Upholstered Back
- High Grade Polyurethane Foam

List Price/Grade	COM	1	2	3	4	5	6	7	8	9	10	L1	L2
Single Upholstery	1.75 \$	999	1059	1109	1158	1230	1309	1414	1525	1659	1810	1381	1549

GUEST CHAIR	776	23¼	24	34¼	20	18½	18¾	26¾	30	16.90
-------------	-----	-----	----	-----	----	-----	-----	-----	----	-------


Description

- Solid Hardwood Frame
- Upholstered Back
- High Grade Polyurethane Foam

List Price/Grade	COM	1	2	3	4	5	6	7	8	9	10	L1	L2
Single Upholstery	1.75 \$	999	1059	1109	1158	1230	1309	1414	1525	1659	1810	1381	1549

GUEST CHAIR	777	23¼	24	35	20	18½	18¾	26¾	30	16.90
-------------	-----	-----	----	----	----	-----	-----	-----	----	-------


Description

- Solid Hardwood Frame
- Upholstered Back
- High Grade Polyurethane Foam

List Price/Grade	COM	1	2	3	4	5	6	7	8	9	10	L1	L2
Single Upholstery	1.75 \$	999	1059	1109	1158	1230	1309	1414	1525	1659	1810	1381	1549

For ordering options, refer to the back of the seating identification card.
 For upholstery options, see pages 10-16.

HOW TO ORDER

Model No.	Description	Example
426	Fabric Seat & Extreme Back	Mayer Intrigue Cobblestone
	Fabric Arms & Interior Back	Mayer Florentino Dove
	Chrome Finish	C
	Wood Arm Option	AW
	Wood Arm Finish	AC

METAL FRAME OPTIONS

A	Aluminum Powder Coat	O	Oyster Powder Coat
M	Mist Powder Coat	SC	Sugar Cookie Powder Coat
N	Noir Powder Coat		
C	Chrome	Guest	\$ 567
		Swivel	\$ 507

ARM CAP OPTIONS

AW	Wood Arm Cap - Please Specify a Finish Option	Guest	\$ 105
		Swivel	\$ 47
AU	Upholstered Arm Cap	Guest	\$ 58
		Standard for Swivel	
None	No Arm Cap (Guest Only)		

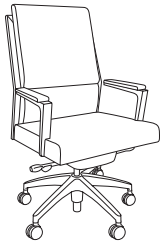
Item	Model No.	Chair Width	Chair Depth	Chair Height	Seat Width	Seat Depth	Seat Height	Arm Height	Ship Wt	Cubic Ft
EXECUTIVE SWIVEL WITH HEADREST	425	26 ¼	26	46 ¾-50 ¼	21 ¾	18	18-21 ½	25-28 ½	67	33.19


Description

- Ergonomic Designed Head Rest
- Standard Synchro Knee Tilt Control with Adjustable Tension
- Pneumatic Gas Lift for Seat Height Adjustment
- High Resilience Grade Polyurethane Foam
- 5 Star Metal Base
- Large 2 15/16" (75mm) Diameter Easy Roll Casters
- Upholstered Arm Cap Standard
- Optional Two Different Fabrics on Same Chair

List Price/Grade	COM	1	2	3	4	5	6	7	8	9	10	L1	L2
Single Upholstery	3.25 \$	2267	2377	2471	2561	2695	2842	3037	3243	3491	3772	2976	3287
Seat & Xback	2.00 \$	2267	2335	2392	2448	2530	2621	2740	2868	3020	3193	2703	2895
Front Back & Arms	1.25 \$	0	42	78	113	165	221	296	376	471	579	273	392

EXECUTIVE SWIVEL	424	26 ¼	26	41-44 ½	21 ¾	18	18-21 ½	25-28 ½	65	25.84
------------------	-----	------	----	---------	------	----	---------	---------	----	-------


Description

- Standard Synchro Knee Tilt Control with Adjustable Tension
- Pneumatic Gas Lift for Seat Height Adjustment
- High Resilience Grade Polyurethane Foam
- 5 Star Metal Base
- Large 2 15/16" (75mm) Diameter Easy Roll Casters
- Upholstered Arm Cap Standard
- Optional Two Different Fabrics on Same Chair

List Price/Grade	COM	1	2	3	4	5	6	7	8	9	10	L1	L2
Single Upholstery	3.00 \$	1901	2002	2089	2172	2296	2432	2611	2802	3030	3290	2555	2842
Seat & Xback	1.75 \$	1901	1960	2011	2059	2131	2210	2315	2426	2560	2711	2282	2450
Front Back & Arms	1.25 \$	0	42	78	113	165	221	295	376	470	578	273	392

MANAGEMENT SWIVEL	422	24 ¼	23 ½	37-40 ½	19 ¾	18	18-21 ½	25-28 ½	59	24.76
-------------------	-----	------	------	---------	------	----	---------	---------	----	-------

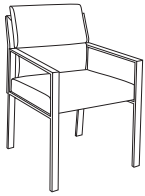

Description

- Standard Synchro Knee Tilt Control with Adjustable Tension
- Pneumatic Gas Lift for Seat Height Adjustment
- High Resilience Grade Polyurethane Foam
- 5 Star Metal Base
- Large 2 15/16" (75mm) Diameter Easy Roll Casters
- Upholstered Arm Cap Standard
- Optional Two Different Fabrics on Same Chair

List Price/Grade	COM	1	2	3	4	5	6	7	8	9	10	L1	L2
Single Upholstery	2.50 \$	1755	1841	1913	1982	2085	2198	2347	2507	2697	2913	2301	2541
Seat & Xback	1.50 \$	1755	1807	1850	1891	1953	2021	2110	2206	2320	2450	2083	2227
Front Back & Arms	1.00 \$	0	34	63	91	132	177	237	300	377	463	218	314

Note: For two upholsteries, add the grade price of the Seat & Xback to the grade price of the Front Back & Arms.
 For ordering options, see page 62 and the back of seating identification card at the beginning of the series.
 For upholstery options, see pages 10-16.

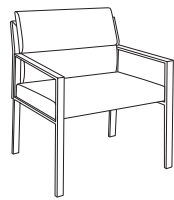
Item	Model No.	Chair Width	Chair Depth	Chair Height	Seat Width	Seat Depth	Seat Height	Arm Height	Ship Wt	Cubic Ft
GUEST CHAIR WITH PILLOW BACK	426	24½	23½	35¾	19⅞	18	18¾	25¼	32	23.69


Description

- High Grade Resilience Polyurethane Foam
- Optional Two Different Fabrics on Same Chair
- Wall-Saver Frame

List Price/Grade	COM	1	2	3	4	5	6	7	8	9	10	L1	L2
Single Upholstery	2.25 \$	1364	1441	1505	1568	1661	1763	1897	2041	2212	2407	1855	2070
Seat & Xback	1.50 \$	1364	1416	1459	1500	1562	1630	1719	1815	1929	2059	1692	1836
Front Back & Arms	0.75 \$	0	25	46	68	99	133	178	225	283	348	164	235

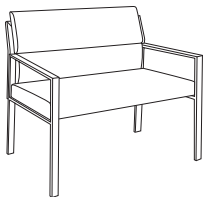
BARIATRIC GUEST CHAIR WITH PILLOW BACK	429	34½	23½	35¾	30	18	18¾	25¼	53	25.69
--	-----	-----	-----	-----	----	----	-----	-----	----	-------


Description

- High Grade Resilience Polyurethane Foam
- Optional Two Different Fabrics on Same Chair
- Wall-Saver Frame
- 500 Lbs. Rating

List Price/Grade	COM	1	2	3	4	5	6	7	8	9	10	L1	L2
Single Upholstery	3.25 \$	1642	1752	1846	1937	2070	2217	2412	2619	2867	3148	2351	2662
Seat & Xback	2.00 \$	1642	1710	1768	1823	1906	1996	2116	2243	2396	2568	2079	2270
Front Back & Arms	1.25 \$	0	42	78	113	165	221	296	376	471	579	273	392

SETTEE WITH PILLOW BACK	4262	46½	23½	35¾	41⅞	18	18¾	25¼	63	42.57
-------------------------	------	-----	-----	-----	-----	----	-----	-----	----	-------

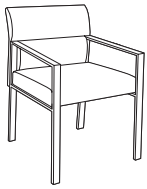

Description

- High Grade Resilience Polyurethane Foam
- Optional Two Different Fabrics on Same Chair
- Wall-Saver Frame

List Price/Grade	COM	1	2	3	4	5	6	7	8	9	10	L1	L2
Single Upholstery	4.25 \$	1703	1847	1970	2088	2263	2455	2709	2980	3304	3671	2630	3037
Seat & Xback	2.75 \$	1703	1797	1876	1952	2065	2190	2354	2529	2739	2977	2303	2566
Front Back & Arms	1.50 \$	0	50	94	136	198	265	355	451	565	695	327	470

Note: For two upholsteries, add the grade price of the Seat & Xback to the grade price of the Front Back & Arms.
 For ordering options, see page 62 and the back of seating identification card at the beginning of the series.
 For upholstery options, see pages 10-16.

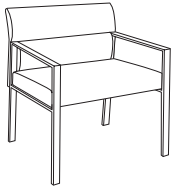
Item	Model No.	Chair Width	Chair Depth	Chair Height	Seat Width	Seat Depth	Seat Height	Arm Height	Ship Wt	Cubic Ft
GUEST CHAIR	427	24½	23½	33½	19⅞	18	18¾	25¼	32	23.69


Description

- High Grade Resilience Polyurethane Foam
- Optional Two Different Fabrics on Same Chair
- Wall-Saver Frame

List Price/Grade	COM	1	2	3	4	5	6	7	8	9	10	L1	L2
Single Upholstery	2.25 \$	1257	1334	1398	1461	1554	1656	1790	1933	2105	2300	1748	1963
Seat & Xback	1.50 \$	1257	1309	1352	1393	1455	1523	1612	1708	1822	1952	1585	1729
Front Back & Arms	0.75 \$	0	25	46	68	99	133	178	225	283	348	164	235

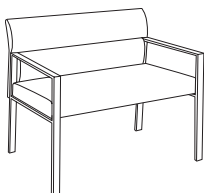
Item	Model No.	Chair Width	Chair Depth	Chair Height	Seat Width	Seat Depth	Seat Height	Arm Height	Ship Wt	Cubic Ft
BARIATRIC GUEST CHAIR	430	34½	23½	33½	30	18	18¾	25¼	51	25.69


Description

- High Grade Resilience Polyurethane Foam
- Optional Two Different Fabrics on Same Chair
- Wall-Saver Frame
- 500 Lbs. Rating

List Price/Grade	COM	1	2	3	4	5	6	7	8	9	10	L1	L2
Single Upholstery	3.00 \$	1511	1612	1699	1782	1906	2042	2221	2412	2640	2900	2165	2452
Seat & Xback	2.00 \$	1511	1578	1636	1692	1774	1865	1984	2112	2264	2437	1947	2138
Front Back & Arms	1.00 \$	0	34	63	91	132	177	237	300	377	463	218	314

Item	Model No.	Chair Width	Chair Depth	Chair Height	Seat Width	Seat Depth	Seat Height	Arm Height	Ship Wt	Cubic Ft
SETTEE	4272	46½	23½	33½	41⅞	18	18¾	25¼	61	42.57

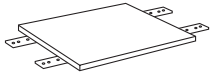

Description

- High Grade Resilience Polyurethane Foam
- Optional Two Different Fabrics on Same Chair
- Wall-Saver Frame

List Price/Grade	COM	1	2	3	4	5	6	7	8	9	10	L1	L2
Single Upholstery	4.25 \$	1615	1759	1881	1999	2174	2367	2621	2891	3216	3583	2542	2948
Seat & Xback	2.75 \$	1615	1708	1787	1864	1977	2101	2266	2441	2651	2888	2214	2478
Front Back & Arms	1.50 \$	0	50	94	136	198	265	355	451	565	695	327	470

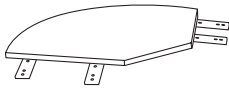
Note: For two upholsteries, add the grade price of the Seat & Xback to the grade price of the Front Back & Arms.
 For ordering options, see page 62 and the back of seating identification card at the beginning of the series.
 For upholstery options, see pages 10-16.

Item	Model No.	W	D	H	K	R	Ship Wt	Cubic Ft	List Price
STRAIGHT GANGING TABLE	422-1720GT	17	20	1½ ₃₂	—	—	22	1	\$ 295


Description

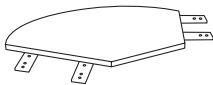
- Veneer Table Gangs Marquee™ Seating
- Ships with Required Brackets

CORNER GANGING TABLE 90°	422-9036CGT	20⅞	36¼	1½ ₃₂	—	—	26	2	\$ 443
--------------------------	-------------	-----	-----	------------------	---	---	----	---	--------


Description

- Veneer Table Gangs Marquee™ Seating
- Ships with Required Brackets

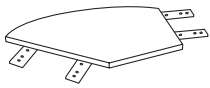
CORNER GANGING TABLE 60°	422-6036CGT	19.3	28¼	1½ ₃₂	—	—	22	1.53	\$ 394
--------------------------	-------------	------	-----	------------------	---	---	----	------	--------


Description

- Veneer Table Gangs Marquee™ Seating
- Ships with Required Brackets

For ordering options, refer to the back of the seating identification card.

Item	Model No.	W	D	H	K	R	Ship Wt	Cubic Ft	List Price
CORNER GANGING TABLE 45°	422-4536CGT	19	28	1½ ₃₂	—	—	22	1.53	\$ 389


Description

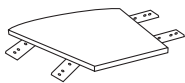
- Veneer Table Gangs Marquee™ Seating
- Ships with Required Brackets

CORNER GANGING TABLE 30°	422-3036CGT	18¼	23 ¹³ / ₁₆	1½ ₃₂	—	—	16	1.26	\$ 364
--------------------------	-------------	-----	----------------------------------	------------------	---	---	----	------	--------


Description

- Veneer Table Gangs Marquee™ Seating
- Ships with Required Brackets

CORNER GANGING TABLE 22°	422-2236CGT	18	21¾	1½ ₃₂	—	—	15	1.26	\$ 358
--------------------------	-------------	----	-----	------------------	---	---	----	------	--------


Description

- Veneer Table Gangs Marquee™ Seating
- Ships with Required Brackets

GANGING BRACKET SET	422-0212GBS	12	2	—	—	—	2	0.13	\$ 84
---------------------	-------------	----	---	---	---	---	---	------	-------


Description

- One set is required to gang (2) chairs:
426, 427, 429, 430, 4262, 4272
- Set of Two Clear Brackets

For ordering options, refer to the back of the seating identification card.

HOW TO ORDER

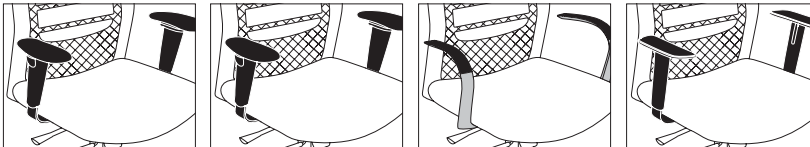
Model No.	Description	Example
450	Mesh Back	Resolute Black
	Upholstery	CF Stinson Nova Clove
	Arm	FAL1
	Control	ST
	Base	WH
	Caster	Std

MESH OPTIONS

BLK	Resolute Black
WHT	Aspen White
GRY	Birmingham Gray
TPE	Cologne Taupe

ARM OPTIONS

ABT3	Black Height Adjustable T	\$	168
ABT3W	Black Height and Width Adjustable T	\$	209
FAL1	Aluminum Fixed Loop	\$	183
ABT4	Black Adjustable T	\$	99



ABT3

ABT3W

FAL1

ABT4

CONTROL OPTIONS

SW	Swivel Tilt Control	Std.
ST	Synchro Knee Tilt control	\$ 87

BASE OPTIONS

BLK	Black Polyurethane 5-Star Base	Std.
WHT	White Powdercoated Polyurethane 5-Star Base	\$ 44
ALM	Aluminum Powdercoated Polyurethane 5-Star Base	\$ 44

CASTER OPTIONS

BCC	Black Carpet Caster	Std.
CHRC	Chrome Rimmed Hard Surface Caster with Roll Control	\$ 247
BHC	Black Soft Caster for Hard Surfaces	N/C

Item	Model No.	Chair Width	Chair Depth	Chair Height	Seat Width	Seat Depth	Seat Height	Arm Height	Ship Wt	Cubic Ft
SWIVEL	450	27½	23	39½-42	19	19	18-20½	25¾-28½	46	26.4



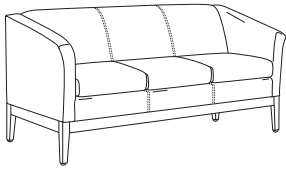
Description

- Mesh Back Available in Four Colors Provides Breathable Support
- Armless Frame Standard
- Swivel Tilt Control Standard
- 5-Star Black Polyurethane Base with Carpet Casters Standard

List Price/Grade	COM	1	2	3	4	5	6	7	8	9	10	L1	L2
Single Upholstery	1	\$ 684	718	747	775	816	861	921	985	1061	1147	902	998

For ordering options, see page 68 and the back of seating identification card at the beginning of the series.
For upholstery options, see pages 10-16.


Item	Model No.	Chair Width	Chair Depth	Chair Height	Seat Width	Seat Depth	Seat Height	Arm Height	Ship Wt	Cubic Ft
SOFA	5763	71	30	34	61	20	19½	28	98	55.83


Description

- 3 Loose Cushions
- High Grade Polyurethane Foam

List Price/Grade	COM	1	2	3	4	5	6	7	8	9	10	L1	L2
Single Upholstery	8.75 \$	3147	3444	3696	3939	4299	4695	5218	5776	6443	7199	5055	5893


SETTEE	5762	51	30	34	41	20	19½	28	82	42.57
--------	------	----	----	----	----	----	-----	----	----	-------


Description

- 2 Loose Cushions
- High Grade Polyurethane Foam

List Price/Grade	COM	1	2	3	4	5	6	7	8	9	10	L1	L2
Single Upholstery	5.75 \$	2343	2539	2704	2864	3100	3361	3704	4071	4509	5006	3597	4148

GUEST CHAIR	576	31	30	34	18½	20	19½	28	58	24.03
-------------	-----	----	----	----	-----	----	-----	----	----	-------


Description

- 1 Loose Cushion
- High Grade Polyurethane Foam

List Price/Grade	COM	1	2	3	4	5	6	7	8	9	10	L1	L2
Single Upholstery	5.25 \$	1667	1845	1996	2142	2358	2596	2910	3244	3645	4099	2812	3314

For ordering options, refer to the back of the seating identification card.
 For upholstery options, see pages 10-16.

Item	Model No.	Chair Width	Chair Depth	Chair Height	Seat Width	Seat Depth	Seat Height	Arm Height	Ship Wt	Cubic Ft
STACKING GUEST CHAIR	782	25½	23¼	33¼	20	18½	18¼	26	26	16.90



Discontinued

Description

- Solid Hardwood Frame
- Wooden Keyhole Back
- High Grade Polyurethane Memory Foam
- Stacks up to 4 Chairs

List Price/Grade	COM	1	2	3	4	5	6	7	8	9	10	L1	L2
Single Upholstery	0.75 \$												

STACKING GUEST CHAIR	783	25½	23¼	33¼	20	18½	18¼	26	26	16.90
----------------------	-----	-----	-----	-----	----	-----	-----	----	----	-------



Discontinued

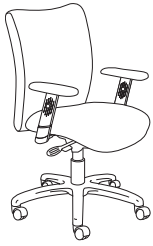
Description

- Solid Hardwood Frame
- Wooden Vertical Slat Back
- High Grade Polyurethane Memory Foam
- Stacks up to 4 Chairs

List Price/Grade	COM	1	2	3	4	5	6	7	8	9	10	L1	L2
Single Upholstery	0.75 \$												

For ordering options, refer to the back of the seating identification card.
 For upholstery options, see pages 10-16.

Item	Model No.	Chair Width	Chair Depth	Chair Height	Seat Width	Seat Depth	Seat Height	Arm Height	Ship Wt	Cubic Ft
EXECUTIVE SWIVEL	414	24	24	41-45¾	19	18¾	17-22	26½-35	58	25.84


Description

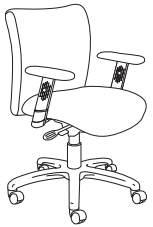
- T Arm Adjusts in Both Width and Height
- Solid Hardwood Arm Cap
- 5-Star Polyurethane Base is Standard
- Pneumatic Gas Lift
- Synchro Knee-Tilt Control is Standard
- Back Height Adjustment
- Waterfall Seat Front

List Price/Grade	COM	1	2	3	4	5	6	7	8	9	10	L1	L2
Single Upholstery	2.00	\$ 1300	1368	1425	1481	1563	1654	1773	1901	2053	2226	1736	1927


Options: Specify & Add

AP02	Optional Polyurethane Arm	\$	Included
AB	Optional Aluminum Base	\$	111
WB	Optional Wood Base	\$	259

MANAGEMENT SWIVEL	412	24	24	37-42¾	19	18¾	17-22	26½-35	47	23.69
-------------------	-----	----	----	--------	----	-----	-------	--------	----	-------


Description

- T Arm Adjusts in Both Width and Height
- Solid Hardwood Arm Cap
- 5-Star Polyurethane Base is Standard
- Pneumatic Gas Lift
- Synchro Knee-Tilt Control is Standard
- Back Height Adjustment
- Waterfall Seat Front

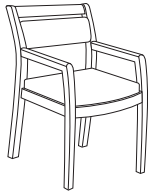
List Price/Grade	COM	1	2	3	4	5	6	7	8	9	10	L1	L2
Single Upholstery	1.50	\$ 1258	1310	1353	1394	1456	1524	1613	1709	1823	1953	1586	1730


Options: Specify & Add

AP02	Optional Polyurethane Arm	\$	Included
AB	Optional Aluminum Base	\$	111
WB	Optional Wood Base	\$	259

For ordering options, refer to the back of the seating identification card.
 For base options, see page 7.
 For upholstery options, see pages 10-16.

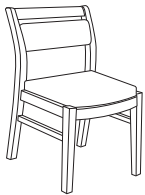
Item	Model No.	Chair Width	Chair Depth	Chair Height	Seat Width	Seat Depth	Seat Height	Arm Height	Ship Wt	Cubic Ft
GUEST CHAIR	980	21½	22¼	32¼	18½	19	17½	25	23	16.9


Description

- Solid Hardwood Frame with Arms
- Upholstered Back Section
- High Grade Polyurethane Foam Seat

List Price/Grade	COM	1	2	3	4	5	6	7	8	9	10	L1	L2
Single Upholstery	1	\$ 796	830	859	887	928	973	1033	1097	1173	1259	1015	1110

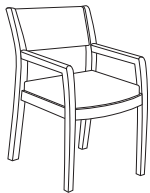
GUEST CHAIR	990	21½	22¼	32¼	18½	19	17½	—	22	16.9
-------------	-----	-----	-----	-----	-----	----	-----	---	----	------


Description

- Solid Hardwood Frame without Arms
- Upholstered Back Section
- High Grade Polyurethane Foam Seat

List Price/Grade	COM	1	2	3	4	5	6	7	8	9	10	L1	L2
Single Upholstery	1	\$ 732	766	794	822	863	909	968	1032	1108	1195	950	1045

GUEST CHAIR	985	21½	22¼	32¼	18½	19	17½	25	23	16.9
-------------	-----	-----	-----	-----	-----	----	-----	----	----	------


Description

- Solid Hardwood Frame with Arms
- Finished Back
- High Grade Polyurethane Foam Seat

List Price/Grade	COM	1	2	3	4	5	6	7	8	9	10	L1	L2
Single Upholstery	1	\$ 721	755	784	812	853	898	958	1022	1098	1184	939	1035

GUEST CHAIR	995	21½	22¼	32¼	18½	19	17½	—	22	16.9
-------------	-----	-----	-----	-----	-----	----	-----	---	----	------



Description

- Solid Hardwood Frame without Arms
- Finished Back
- High Grade Polyurethane Foam Seat

List Price/Grade	COM	1	2	3	4	5	6	7	8	9	10	L1	L2
Single Upholstery	1	\$ 659	693	721	749	790	836	895	959	1035	1122	877	972

For ordering options, refer to the back of the seating identification card.
 For upholstery options, see pages 10-16.

Item	Model No.	Chair Width	Chair Depth	Chair Height	Seat Width	Seat Depth	Seat Height	Arm Height	Ship Wt	Cubic Ft
GUEST CHAIR	986	21½	24¼	32¼	18½	21	17½	25	23	16.9


Description

- Solid Hardwood Frame with Arms
- Slat Back
- High Grade Polyurethane Foam Seat

List Price/Grade	COM	1	2	3	4	5	6	7	8	9	10	L1	L2
Single Upholstery	1	\$ 733	767	795	823	864	910	969	1033	1109	1196	951	1046

GUEST CHAIR	996	21½	24¼	32¼	18½	21	17½	—	22	16.9
-------------	-----	-----	-----	-----	-----	----	-----	---	----	------


Description

- Solid Hardwood Frame without Arms
- Slat Back
- High Grade Polyurethane Foam Seat

List Price/Grade	COM	1	2	3	4	5	6	7	8	9	10	L1	L2
Single Upholstery	1	\$ 668	702	731	758	800	845	904	968	1044	1131	886	982


GUEST CHAIR	988	21½	22¼	32¼	18½	19	17½	25	23	16.9
-------------	-----	-----	-----	-----	-----	----	-----	----	----	------


Description

- Solid Hardwood Frame with Arms
- Upholstered Back Section
- High Grade Polyurethane Foam Seat

List Price/Grade	COM	1	2	3	4	5	6	7	8	9	10	L1	L2
Single Upholstery	1	\$ 808	842	871	898	939	985	1044	1108	1184	1271	1026	1122

GUEST CHAIR	998	21½	22¼	32¼	18½	19	17½	—	22	16.9
-------------	-----	-----	-----	-----	-----	----	-----	---	----	------

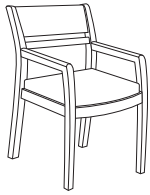

Description

- Solid Hardwood Frame without Arms
- Upholstered Back Section
- High Grade Polyurethane Foam Seat

List Price/Grade	COM	1	2	3	4	5	6	7	8	9	10	L1	L2
Single Upholstery	1	\$ 743	777	806	833	875	920	980	1043	1120	1206	961	1057

For ordering options, refer to the back of the seating identification card.
 For upholstery options, see pages 10-16.


Item	Model No.	Chair Width	Chair Depth	Chair Height	Seat Width	Seat Depth	Seat Height	Arm Height	Ship Wt	Cubic Ft
GUEST CHAIR	989	21½	24¼	32¼	18½	19	17½	25	23	16.90


Description

- Solid Hardwood Frame with Arms
- Finished Back
- High Grade Polyurethane Foam Seat

List Price/Grade	COM	1	2	3	4	5	6	7	8	9	10	L1	L2
Single Upholstery	1	\$ 733	767	795	823	864	910	969	1033	1109	1196	951	1046

GUEST CHAIR	999	21½	24¼	32¼	18½	19	17½	—	22	16.9
-------------	-----	-----	-----	-----	-----	----	-----	---	----	------


Description

- Solid Hardwood Frame without Arms
- Finished Back
- High Grade Polyurethane Foam Seat

List Price/Grade	COM	1	2	3	4	5	6	7	8	9	10	L1	L2
Single Upholstery	1	\$ 674	708	737	765	806	851	911	974	1051	1137	892	988

For ordering options, refer to the back of the seating identification card.
 For upholstery options, see pages 10-16.

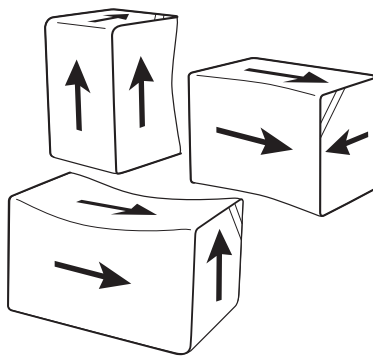
HOW TO ORDER

Model No.	Description	Example
3-1526ST	Primary Upholstery	Momentum Allegory Cosmos
	Accent Upholstery	Momentum Weaving Palettes Vermillion
	Zipper	Dark Gray

ZIPPER OPTIONS

- Black
- Navy
- Dark Gray
- Slate
- Brown
- Tan
- Ivory
- White

PATTERN DIRECTION

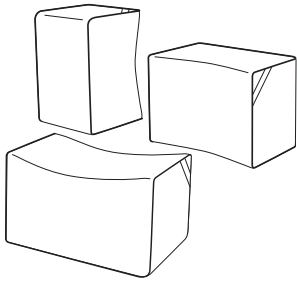


Arrows Represent "Up the Roll".

Indiana Furniture will make every attempt to have the fabric pattern going the same direction while making the best use of the yardage supplied.

It is recommended to avoid obvious directional patterns due to Triple Play's different positions for use.

Item	Model No.	Chair Width	Chair Depth	Chair Height	Seat Width	Seat Depth	Seat Height	Arm Height	Ship Wt	Cubic Ft
MULTI-BENCH	3-1526ST	18	16 ½ - 15	26	-	-	-	-	12.8	5.8


Description


- High Density Foam Bench
- Rotate Seat into Three Positions
- The Shape is Static at the Lounge Height Position and the Sitting Height Position
- The Shape Has a Gentle, Flexible Motion at the Counter Height Position
- Matching Fabric Handle
- Optional Welt Cord Can Be Contrasting Fabric
- Choose from Eight Zipper Colors to Coordinate with Fabric

List Price/Grade	COM	1	2	3	4	5	6	7	8	9	10	L1	L2
Single Upholstery													
With Welt Cord	3 \$	578	680	767	850	973	1109	1288	1480	1708	1967	NA	NA
No Welt Cord	2 \$	509	577	635	690	773	863	983	1110	1263	1435	NA	NA
Dual Upholstery													
Primary	2 \$	578	646	704	759	842	932	1052	1179	1332	1504	NA	NA
Welt Cord Accent	1 \$	0	34	63	91	132	177	237	300	377	463	NA	NA

Note: Counter Height position Not Suitable for Small Children
 Note: For Dual Upholstery, add the list price for primary and accent together.

For ordering options, refer to the back of the seating identification card.
 For upholstery options, see pages 10-16.

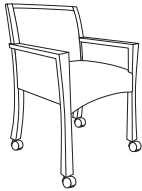
Item	Model No.	Chair Width	Chair Depth	Chair Height	Seat Width	Seat Depth	Seat Height	Arm Height	Ship Wt	Cubic Ft
GUEST CHAIR	316	25	26¾	34½	20¼	19	18¼	25⅝	30	16.90


Description

- Fully Upholstered Back
- Upholstered Arm Insert
- High Grade Polyurethane Foam

List Price/Grade	COM	1	2	3	4	5	6	7	8	9	10	L1	L2
Single Upholstery	2.00 \$	1232	1300	1357	1413	1495	1586	1705	1833	1985	2158	1668	1859


GUEST CHAIR	318	25	26¾	34½	20¼	19	18¼	25⅝	30	16.90
-------------	-----	----	-----	-----	-----	----	-----	-----	----	-------


Description

- Fully Upholstered Back
- Upholstered Arm Insert
- High Grade Polyurethane Foam
- Dual Wheel Casters

List Price/Grade	COM	1	2	3	4	5	6	7	8	9	10	L1	L2
Single Upholstery	2.00 \$	1237	1305	1362	1418	1500	1591	1710	1838	1990	2163	1673	1865

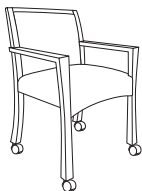
GUEST CHAIR	326	25	26¾	34½	20¼	19	18¼	25⅝	30	16.90
-------------	-----	----	-----	-----	-----	----	-----	-----	----	-------


Description

- Fully Upholstered Back
- High Grade Polyurethane Foam

List Price/Grade	COM	1	2	3	4	5	6	7	8	9	10	L1	L2
Single Upholstery	1.75 \$	1029	1089	1139	1187	1259	1339	1444	1555	1689	1840	1411	1578

GUEST CHAIR	328	25	26¾	34½	20¼	19	18¼	25⅝	30	16.90
-------------	-----	----	-----	-----	-----	----	-----	-----	----	-------



Description

- Fully Upholstered Back
- High Grade Polyurethane Foam
- Dual Wheel Casters

List Price/Grade	COM	1	2	3	4	5	6	7	8	9	10	L1	L2
Single Upholstery	1.75 \$	1032	1092	1142	1191	1263	1342	1447	1558	1692	1843	1414	1582

For ordering options, refer to the back of the seating identification card.
 For upholstery options, see pages 10-16.

Item	Model No.	Chair Width	Chair Depth	Chair Height	Seat Width	Seat Depth	Seat Height	Arm Height	Ship Wt	Cubic Ft
GUEST CHAIR	336	25	26¾	34½	20¼	19¼	19¼	25⅝	34	16.90

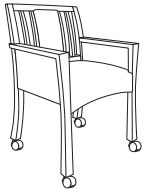


Description

- Upholstered Back Insert
- Upholstered Arm Insert
- High Grade Polyurethane Foam

List Price/Grade	COM	1	2	3	4	5	6	7	8	9	10	L1	L2
Single Upholstery	1.75 \$	1173	1233	1283	1332	1404	1483	1588	1699	1833	1984	1555	1723

GUEST CHAIR	338	25	26¾	34½	20¼	19¼	19¼	25⅝	34	16.90
-------------	-----	----	-----	-----	-----	-----	-----	-----	----	-------




Description

- Upholstered Back Insert
- Upholstered Arm Insert
- High Grade Polyurethane Foam
- Dual Wheel Casters

List Price/Grade	COM	1	2	3	4	5	6	7	8	9	10	L1	L2
Single Upholstery	1.75 \$	1186	1246	1297	1345	1417	1496	1601	1712	1846	1997	1568	1736

GUEST CHAIR	346	25	26¾	34½	20¼	19¼	19¼	25⅝	34	16.90
-------------	-----	----	-----	-----	-----	-----	-----	-----	----	-------

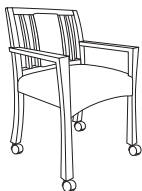


Description

- Upholstered Back Insert
- High Grade Polyurethane Foam

List Price/Grade	COM	1	2	3	4	5	6	7	8	9	10	L1	L2
Single Upholstery	1.00 \$	975	1009	1038	1066	1107	1152	1212	1276	1352	1439	1194	1289

GUEST CHAIR	348	25	26¾	34½	20¼	19¼	19¼	25⅝	34	16.90
-------------	-----	----	-----	-----	-----	-----	-----	-----	----	-------




Description

- Upholstered Back Insert
- High Grade Polyurethane Foam
- Dual Wheel Casters

List Price/Grade	COM	1	2	3	4	5	6	7	8	9	10	L1	L2
Single Upholstery	1.00 \$	1025	1059	1088	1115	1157	1202	1262	1325	1401	1488	1243	1339

For ordering options, refer to the back of the seating identification card.
For upholstery options, see pages 10-16.

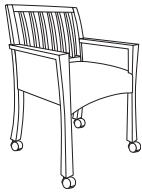
Item	Model No.	Chair Width	Chair Depth	Chair Height	Seat Width	Seat Depth	Seat Height	Arm Height	Ship Wt	Cubic Ft
GUEST CHAIR	356	25	26¾	34½	20¼	19¾	18¼	25⅝	31	16.90


Description

- Slat Back
- Upholstered Arm Insert
- High Grade Polyurethane Foam

List Price/Grade	COM	1	2	3	4	5	6	7	8	9	10	L1	L2
Single Upholstery	1.75 \$	1102	1162	1212	1261	1333	1412	1517	1628	1762	1913	1484	1652


GUEST CHAIR	358	25	26¾	34½	20¼	19¾	18¼	25⅝	31	16.90
-------------	-----	----	-----	-----	-----	-----	-----	-----	----	-------


Description

- Slat Back
- Upholstered Arm Insert
- High Grade Polyurethane Foam
- Dual Wheel Casters

List Price/Grade	COM	1	2	3	4	5	6	7	8	9	10	L1	L2
Single Upholstery	1.75 \$	1120	1179	1230	1278	1350	1429	1534	1645	1779	1930	1501	1669

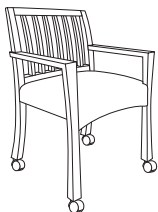
GUEST CHAIR	366	25	26¾	34½	20¼	19¾	18¼	25⅝	31	16.90
-------------	-----	----	-----	-----	-----	-----	-----	-----	----	-------


Description

- Slat Back
- High Grade Polyurethane Foam

List Price/Grade	COM	1	2	3	4	5	6	7	8	9	10	L1	L2
Single Upholstery	1.00 \$	929	963	992	1020	1061	1106	1166	1230	1306	1392	1147	1243

GUEST CHAIR	368	25	26¾	34½	20¼	19¾	18¼	25⅝	31	16.90
-------------	-----	----	-----	-----	-----	-----	-----	-----	----	-------


Description

- Slat Back
- High Grade Polyurethane Foam
- Dual Wheel Casters

List Price/Grade	COM	1	2	3	4	5	6	7	8	9	10	L1	L2
Single Upholstery	1.00 \$	945	979	1007	1035	1076	1122	1181	1245	1321	1408	1163	1258

For ordering options, refer to the back of the seating identification card.
 For upholstery options, see pages 10-16.

Seating - Traditional

Amery™ 150 Series	82
Benton™ 250 Series	84
Breman™ 180 Series	85
Cirka™ 200 Series	87
Halsted™ 160 Series	88
Kennerly™ 130 Series	89
Larson™ 100 Series	91
Reminisce™ 110 Series	93

Item	Model No.	Chair Width	Chair Depth	Chair Height	Seat Width	Seat Depth	Seat Height	Arm Height	Ship Wt	Cubic Ft
EXECUTIVE SWIVEL TILT	154TB	26½	28½	41-45	20½	17	19-22½	26-30	62	25.30


Description

- Gas Lift
- Swivel Tilt Control with Adjustable Tension Spring
- Tufted Back
- Brass Nail Trim Standard
- High Grade Polyurethane Foam
- 5-Star Base with Decorative Hardwood Caps
- Brass Hooded Dual Wheel Casters Standard
- Silver Nail Trim and Casters Available

List Price/Grade	COM	1	2	3	4	5	6	7	8	9	10	L1	L2
Single Upholstery	3.75 \$	1930	2058	2166	2270	2424	2594	2818	3057	3343	3667	2748	3108


MANAGEMENT SWIVEL TILT	152TB	26½	28½	37-41	20½	17	19-22½	26-30	52	23.15
------------------------	-------	-----	-----	-------	-----	----	--------	-------	----	-------


Description

- Gas Lift
- Swivel Tilt Control with Adjustable Tension Spring
- Tufted Back
- Brass Nail Trim Standard
- High Grade Polyurethane Foam
- 5-Star Base with Decorative Hardwood Caps
- Brass Hooded Dual Wheel Casters Standard
- Silver Nail Trim and Casters Available

List Price/Grade	COM	1	2	3	4	5	6	7	8	9	10	L1	L2
Single Upholstery	3.25 \$	1874	1984	2078	2168	2302	2449	2644	2850	3098	3379	2583	2894

HIGH BACK GUEST CHAIR	155TB	26½	29½	41½	20½	17	18½	27¼	42	26.49
-----------------------	-------	-----	-----	-----	-----	----	-----	-----	----	-------


Description

- Tufted Back
- Brass Nail Trim Standard
- High Grade Polyurethane Foam
- Silver Nail Trim Available

List Price/Grade	COM	1	2	3	4	5	6	7	8	9	10	L1	L2
Single Upholstery	3.75 \$	1591	1718	1826	1930	2085	2255	2479	2718	3004	3328	2409	2768

GUEST CHAIR	156TB	26½	29½	35½	20½	17	18½	27¼	32	20.73
-------------	-------	-----	-----	-----	-----	----	-----	-----	----	-------



Description

- Tufted Back
- Brass Nail Trim Standard
- High Grade Polyurethane Foam
- Silver Nail Trim Available

List Price/Grade	COM	1	2	3	4	5	6	7	8	9	10	L1	L2
Single Upholstery	3.25 \$	1507	1618	1711	1802	1936	2083	2277	2484	2732	3013	2216	2527

For ordering options, refer to the back of the seating identification card.
 For knee tilt control options, see page 7.
 For nail trim options, see page 7.
 For upholstery options, see pages 10-16.

Item	Model No.	Chair Width	Chair Depth	Chair Height	Seat Width	Seat Depth	Seat Height	Arm Height	Ship Wt	Cubic Ft
EXECUTIVE SWIVEL TILT	154	26½	28½	41-45	20½	17	19-22½	26-30	62	25.30




Description

- Gas Lift
- Swivel Tilt Control with Adjustable Tension Spring
- Brass Nail Trim Standard
- High Grade Polyurethane Foam
- 5-Star Base with Decorative Hardwood Caps
- Brass Hooded Dual Wheel Casters Standard
- Silver Nail Trim and Casters Available

List Price/Grade	COM	1	2	3	4	5	6	7	8	9	10	L1	L2
Single Upholstery	2.50 \$	1797	1882	1954	2023	2126	2239	2388	2548	2738	2954	2342	2582

MANAGEMENT SWIVEL TILT	152	26½	28	37-41	20½	17	19-22½	26-30	52	23.42
------------------------	-----	-----	----	-------	-----	----	--------	-------	----	-------




Description

- Gas Lift
- Swivel Tilt Control with Adjustable Tension Spring
- Brass Nail Trim Standard
- High Grade Polyurethane Foam
- 5-Star Base with Decorative Hardwood Caps
- Brass Hooded Dual Wheel Casters Standard
- Silver Nail Trim and Casters Available

List Price/Grade	COM	1	2	3	4	5	6	7	8	9	10	L1	L2
Single Upholstery	2.50 \$	1719	1805	1877	1946	2049	2162	2311	2471	2661	2877	2265	2505

HIGH BACK GUEST CHAIR	155	26½	29½	41½	20½	17	18½	27¼	42	26.49
-----------------------	-----	-----	-----	-----	-----	----	-----	-----	----	-------




Description

- Brass Nail Trim Standard
- High Grade Polyurethane Foam
- Silver Nail Trim Available

List Price/Grade	COM	1	2	3	4	5	6	7	8	9	10	L1	L2
Single Upholstery	2.50 \$	1488	1573	1645	1714	1817	1930	2080	2239	2429	2646	2033	2273

GUEST CHAIR	156	26½	29½	35½	20½	17	18½	27¼	32	20.73
-------------	-----	-----	-----	-----	-----	----	-----	-----	----	-------



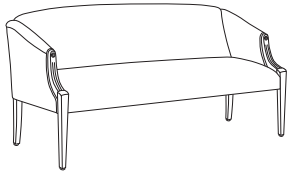
Description

- Brass Nail Trim Standard
- High Grade Polyurethane Foam
- Silver Nail Trim Available

List Price/Grade	COM	1	2	3	4	5	6	7	8	9	10	L1	L2
Single Upholstery	2.50 \$	1388	1474	1546	1615	1717	1831	1980	2139	2330	2546	1933	2173

For ordering options, refer to the back of the seating identification card.
 For knee tilt control options, see page 7.
 For nail trim options, see page 7.
 For upholstery options, see pages 10-16.

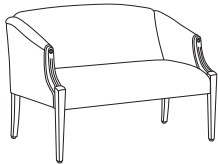
Item	Model No.	Chair Width	Chair Depth	Chair Height	Seat Width	Seat Depth	Seat Height	Arm Height	Ship Wt	Cubic Ft
SOFA	2563	69½	26½	33½	63½	19½	17	26	82	55.83


Description

- High Grade Polyurethane Foam

List Price/Grade	COM	1	2	3	4	5	6	7	8	9	10	L1	L2
Single Upholstery	7.00	\$ 2473	2710	2912	3107	3395	3712	4129	4576	5109	5714	4000	4670

SETTEE	2562	49½	26½	33½	43½	19½	17	26	63	42.57
--------	------	-----	-----	-----	-----	-----	----	----	----	-------


Description

- High Grade Polyurethane Foam

List Price/Grade	COM	1	2	3	4	5	6	7	8	9	10	L1	L2
Single Upholstery	5.50	\$ 2064	2251	2410	2562	2789	3038	3366	3717	4136	4611	3264	3791

GUEST CHAIR	256	26½	26½	33½	20½	19½	17	26	42	24.03
-------------	-----	-----	-----	-----	-----	-----	----	----	----	-------


Description

- High Grade Polyurethane Foam

List Price/Grade	COM	1	2	3	4	5	6	7	8	9	10	L1	L2
Single Upholstery	3.50	\$ 1490	1609	1710	1807	1951	2109	2318	2542	2808	3111	2254	2589

For ordering options, refer to the back of the seating identification card.
 For upholstery options, see pages 10-16.

Item	Model No.	Chair Width	Chair Depth	Chair Height	Seat Width	Seat Depth	Seat Height	Arm Height	Ship Wt	Cubic Ft
EXECUTIVE SWIVEL TILT	184TB	28	26½	42-46	19	18½	16½-20½	24½-28½	74	25.84


Description


- Gas Lift
- Swivel Tilt Control with Adjustable Tension Spring
- Tufted Back
- Brass Nail Trim Standard
- High Grade Polyurethane Foam
- 5-Star Base with Decorative Hardwood Caps
- Brass Hooded Dual Wheel Casters Standard
- Silver Nail Trim and Casters Available

List Price/Grade	COM	1	2	3	4	5	6	7	8	9	10	L1	L2
Single Upholstery	4.25 \$	1910	2054	2176	2295	2470	2662	2916	3187	3511	3878	2837	3243

Options: Specify & Add

KT	Optional Knee-Tilt Control											\$	183
----	----------------------------	--	--	--	--	--	--	--	--	--	--	----	-----

GUEST CHAIR	186TB	28	30	43½	19	18½	18	26½	54	27.71
-------------	-------	----	----	-----	----	-----	----	-----	----	-------



Description

- Tufted Back
- Brass Nail Trim Standard
- High Grade Polyurethane Foam
- Silver Nail Trim Available

List Price/Grade	COM	1	2	3	4	5	6	7	8	9	10	L1	L2
Single Upholstery	4.25 \$	1517	1661	1783	1902	2077	2269	2523	2794	3118	3485	2444	2850

For ordering options, refer to the back of the seating identification card.
 For knee tilt control options, see page 7.
 For nail trim options, see page 7.
 For upholstery options, see pages 10-16.

Item	Model No.	Chair Width	Chair Depth	Chair Height	Seat Width	Seat Depth	Seat Height	Arm Height	Ship Wt	Cubic Ft
EXECUTIVE SWIVEL TILT	184PB	28	26½	42-46	19	18½	16½-20½	24½-28½	74	25.84


Description

- Pillow Back
- Gas Lift
- Swivel Tilt Control with Adjustable Tension Spring
- Brass Nail Trim Standard
- High Grade Polyurethane Foam
- 5-Star Base with Decorative Hardwood Caps
- Brass Hooded Dual Wheel Casters Standard
- Silver Nail Trim and Casters Available

List Price/Grade	COM	1	2	3	4	5	6	7	8	9	10	L1	L2
Single Upholstery	4.00	\$ 1899	2034	2150	2261	2425	2606	2845	3100	3405	3751	2771	3154

Options: Specify & Add

KT	Optional Knee-Tilt Control											\$	183
----	----------------------------	--	--	--	--	--	--	--	--	--	--	----	-----

EXECUTIVE SWIVEL TILT	184	28	26½	42-46	19	18½	16½-20½	24½-28½	74	25.84
-----------------------	-----	----	-----	-------	----	-----	---------	---------	----	-------


Description


- Gas Lift
- Swivel Tilt Control with Adjustable Tension Spring
- Brass Nail Trim Standard
- High Grade Polyurethane Foam
- 5-Star Base with Decorative Hardwood Caps
- Brass Hooded Dual Wheel Casters Standard
- Silver Nail Trim and Casters Available

List Price/Grade	COM	1	2	3	4	5	6	7	8	9	10	L1	L2
Single Upholstery	3.75	\$ 1774	1902	2010	2114	2268	2438	2662	2901	3187	3511	2592	2951

Options: Specify & Add

KT	Optional Knee-Tilt Control											\$	183
----	----------------------------	--	--	--	--	--	--	--	--	--	--	----	-----

GUEST CHAIR	186	28	30	43½	19	18½	18	26½	54	27.71
-------------	-----	----	----	-----	----	-----	----	-----	----	-------


Description

- Brass Nail Trim Standard
- High Grade Polyurethane Foam
- Silver Nail Trim Available

List Price/Grade	COM	1	2	3	4	5	6	7	8	9	10	L1	L2
Single Upholstery	3.75	\$ 1363	1491	1599	1703	1857	2027	2251	2490	2776	3100	2181	2541

For ordering options, refer to the back of the seating identification card.
 For knee tilt control options, see page 7.
 For nail trim options, see page 7.
 For upholstery options, see pages 10-16.

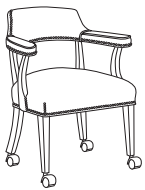
Item	Model No.	Chair Width	Chair Depth	Chair Height	Seat Width	Seat Depth	Seat Height	Arm Height	Ship Wt	Cubic Ft
GUEST CHAIR	206	25	23	30	18	18½	17	25	30	16.90


Description

- Brass Nail Trim Standard
- High Grade Polyurethane Foam
- Silver Nail Trim Available

List Price/Grade	COM	1	2	3	4	5	6	7	8	9	10	L1	L2
Single Upholstery	1.75 \$	1171	1231	1281	1329	1401	1481	1586	1697	1831	1982	1553	1720

GUEST CHAIR WITH CASTERS	208	25	23	30	18	18½	17	26¾	30	16.90
--------------------------	-----	----	----	----	----	-----	----	-----	----	-------


Description

- Brass Nail Trim Standard
- High Grade Polyurethane Foam
- Brass Hooded Dual Wheel Casters Standard
- Not Recommended for Use with Conference Tables
- Silver Nail Trim and Casters Available

List Price/Grade	COM	1	2	3	4	5	6	7	8	9	10	L1	L2
Single Upholstery	1.75 \$	1257	1317	1368	1416	1488	1567	1672	1783	1917	2068	1639	1807

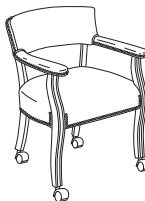
GUEST CHAIR	226	24	23½	30	18	18	18	24½	30	16.90
-------------	-----	----	-----	----	----	----	----	-----	----	-------


Description

- Brass Nail Trim Standard
- High Grade Polyurethane Foam
- Silver Nail Trim Available

List Price/Grade	COM	1	2	3	4	5	6	7	8	9	10	L1	L2
Single Upholstery	2.00 \$	862	930	988	1043	1126	1216	1336	1463	1616	1788	1299	1490

GUEST CHAIR WITH CASTERS	228	24	23½	30	18	18	18	25⅝	30	16.90
--------------------------	-----	----	-----	----	----	----	----	-----	----	-------

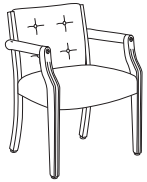

Description

- Brass Nail Trim Standard
- High Grade Polyurethane Foam
- Brass Hooded Dual Wheel Casters Standard
- Not Recommended for Use with Conference Tables
- Silver Nail Trim and Casters Available

List Price/Grade	COM	1	2	3	4	5	6	7	8	9	10	L1	L2
Single Upholstery	2.00 \$	886	954	1012	1067	1149	1240	1359	1487	1639	1812	1322	1514

For ordering options, refer to the back of the seating identification card.
 For nail trim options, see page 7.
 For upholstery options, see pages 10-16.

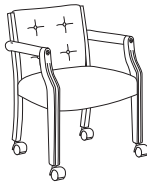
Item	Model No.	Chair Width	Chair Depth	Chair Height	Seat Width	Seat Depth	Seat Height	Arm Height	Ship Wt	Cubic Ft
GUEST CHAIR	166TB	23½	23	32	19	16½	17	26	32	16.90


Description

- Tufted Back
- High Grade Polyurethane Foam

List Price/Grade	COM	1	2	3	4	5	6	7	8	9	10	L1	L2
Single Upholstery	2.00 \$	1100	1168	1226	1281	1363	1454	1573	1701	1853	2026	1536	1728

GUEST CHAIR WITH CASTERS	168TB	23½	23	32	19	16½	17	26	32	16.90
--------------------------	-------	-----	----	----	----	-----	----	----	----	-------


Description

- Tufted Back
- High Grade Polyurethane Foam
- Brass Hooded Dual Wheel Casters

List Price/Grade	COM	1	2	3	4	5	6	7	8	9	10	L1	L2
Single Upholstery	2.00 \$	1133	1201	1258	1314	1396	1487	1606	1734	1886	2059	1569	1761

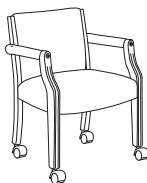
GUEST CHAIR	166	23½	23	32	19	16½	17	26	32	16.90
-------------	-----	-----	----	----	----	-----	----	----	----	-------


Description

- High Grade Polyurethane Foam

List Price/Grade	COM	1	2	3	4	5	6	7	8	9	10	L1	L2
Single Upholstery	2.00 \$	1066	1134	1192	1247	1329	1420	1539	1667	1819	1992	1502	1694

GUEST CHAIR WITH CASTERS	168	23½	23	32	19	16½	17	26	32	16.90
--------------------------	-----	-----	----	----	----	-----	----	----	----	-------


Description

- High Grade Polyurethane Foam
- Brass Hooded Dual Wheel Casters

List Price/Grade	COM	1	2	3	4	5	6	7	8	9	10	L1	L2
Single Upholstery	2.00 \$	1099	1167	1225	1280	1362	1453	1572	1700	1852	2025	1535	1727

For ordering options, refer to the back of the seating identification card.
 For upholstery options, see pages 10-16.

Item	Model No.	Chair Width	Chair Depth	Chair Height	Seat Width	Seat Depth	Seat Height	Arm Height	Ship Wt	Cubic Ft
MANAGEMENT SWIVEL TILT	132TB	27	26	40-43	21	18	16-20	27-30	72	24.23



Description

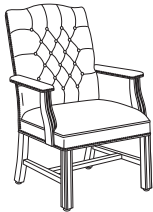
- Gas Lift
- Swivel Tilt Control with Adjustable Tension Spring
- Tufted Back
- Brass Nail Trim Standard
- High Grade Polyurethane Foam
- 5-Star Base with Decorative Hardwood Caps
- Brass Hooded Dual Wheel Casters Standard
- Silver Nail Trim and Casters Available

List Price/Grade	COM	1	2	3	4	5	6	7	8	9	10	L1	L2
Single Upholstery	2.75 \$	1571	1665	1744	1820	1933	2058	2223	2398	2607	2845	2171	2435

Options: Specify & Add

KT	Optional Knee-Tilt Control											\$	183
----	----------------------------	--	--	--	--	--	--	--	--	--	--	----	-----

GUEST CHAIR	136TB	26½	27½	41½	20½	18	18	28	44	23.42
-------------	-------	-----	-----	-----	-----	----	----	----	----	-------

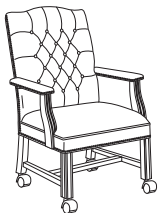


Description

- Tufted Back
- Brass Nail Trim Standard
- High Grade Polyurethane Foam
- Silver Nail Trim Available

List Price/Grade	COM	1	2	3	4	5	6	7	8	9	10	L1	L2
Single Upholstery	2.75 \$	1360	1454	1533	1609	1723	1847	2012	2187	2397	2634	1960	2224

GUEST CHAIR WITH CASTERS	138TB	26½	27½	41½	20½	18	18	28	44	23.42
--------------------------	-------	-----	-----	-----	-----	----	----	----	----	-------




Description

- Tufted Back
- Brass Nail Trim Standard
- High Grade Polyurethane Foam
- Brass Hooded Dual Wheel Casters Standard
- Silver Nail Trim and Casters Available

List Price/Grade	COM	1	2	3	4	5	6	7	8	9	10	L1	L2
Single Upholstery	2.75 \$	1404	1497	1576	1653	1766	1890	2055	2230	2440	2677	2003	2267

For ordering options, refer to the back of the seating identification card.
For nail trim options, see page 7.
For upholstery options, see pages 10-16.

Item	Model No.	Chair Width	Chair Depth	Chair Height	Seat Width	Seat Depth	Seat Height	Arm Height	Ship Wt	Cubic Ft
MANAGEMENT SWIVEL TILT	132	27	26	40-43	21	18	16-20	27-30	72	24.23


Description


- Gas Lift
- Swivel Tilt Control with Adjustable Tension Spring
- Brass Nail Trim Standard
- High Grade Polyurethane Foam
- 5-Star Base with Decorative Hardwood Caps
- Brass Hooded Dual Wheel Casters Standard
- Silver Nail Trim and Casters Available

List Price/Grade	COM	1	2	3	4	5	6	7	8	9	10	L1	L2
Single Upholstery	2.50 \$	1459	1545	1617	1686	1788	1902	2051	2210	2401	2617	2004	2244

Options: Specify & Add

KT	Optional Knee-Tilt Control											\$	183
----	----------------------------	--	--	--	--	--	--	--	--	--	--	----	-----

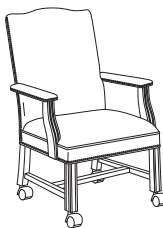
GUEST CHAIR	136	26½	27½	41½	20½	18	18	28	44	23.42
-------------	-----	-----	-----	-----	-----	----	----	----	----	-------


Description

- Brass Nail Trim Standard
- High Grade Polyurethane Foam
- Silver Nail Trim Available

List Price/Grade	COM	1	2	3	4	5	6	7	8	9	10	L1	L2
Single Upholstery	2.50 \$	1243	1328	1400	1469	1572	1686	1835	1994	2185	2401	1788	2028

GUEST CHAIR WITH CASTERS	138	26½	27½	41½	20½	18	18	28	44	23.42
--------------------------	-----	-----	-----	-----	-----	----	----	----	----	-------



Description

- Brass Nail Trim Standard
- High Grade Polyurethane Foam
- Brass Hooded Dual Wheel Casters Standard
- Silver Nail Trim and Casters Available

List Price/Grade	COM	1	2	3	4	5	6	7	8	9	10	L1	L2
Single Upholstery	2.50 \$	1287	1373	1445	1514	1617	1730	1879	2038	2229	2445	1833	2072

For ordering options, refer to the back of the seating identification card.
 For knee tilt control options, see page 7.
 For nail trim options, see page 7.
 For upholstery options, see pages 10-16.

Item	Model No.	Chair Width	Chair Depth	Chair Height	Seat Width	Seat Depth	Seat Height	Arm Height	Ship Wt	Cubic Ft
MANAGEMENT SWIVEL TILT	102TB	27½	28	40-44	21	19	16-20	26½-30½	52	24.76


Description

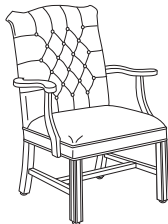
- Gas Lift
- Swivel Tilt Control with Adjustable Tension Spring
- Tufted Back
- High Grade Polyurethane Foam
- 5-Star Base with Decorative Hardwood Caps
- Brass Hooded Dual Wheel Casters Standard
- Silver Casters Available

List Price/Grade	COM	1	2	3	4	5	6	7	8	9	10	L1	L2
Single Upholstery	2.50 \$	1528	1613	1686	1754	1857	1971	2120	2279	2470	2686	2073	2313

Options: Specify & Add

KT	Optional Knee-Tilt Control											\$	183
----	----------------------------	--	--	--	--	--	--	--	--	--	--	----	-----

GUEST CHAIR	106TB	28	26½	42	21	18	18½	28	32	23.69
-------------	-------	----	-----	----	----	----	-----	----	----	-------



Description

- Tufted Back
- High Grade Polyurethane Foam

List Price/Grade	COM	1	2	3	4	5	6	7	8	9	10	L1	L2
Single Upholstery	2.50 \$	1329	1415	1487	1556	1659	1772	1921	2081	2271	2487	1875	2115

For ordering options, refer to the back of the seating identification card.
 For knee tilt control options, see page 7.
 For upholstery options, see pages 10-16.

Item	Model No.	Chair Width	Chair Depth	Chair Height	Seat Width	Seat Depth	Seat Height	Arm Height	Ship Wt	Cubic Ft
MANAGEMENT SWIVEL TILT	102	27½	28	40-44	21	19	16-20	26½-30½	52	24.76


Description


- Gas Lift
- Swivel Tilt Control with Adjustable Tension Spring
- High Grade Polyurethane Foam
- 5-Star Base with Decorative Hardwood Caps
- Brass Hooded Dual Wheel Casters Standard
- Silver Casters Available

List Price/Grade	COM	1	2	3	4	5	6	7	8	9	10	L1	L2
Single Upholstery	2.50	\$ 1387	1472	1545	1613	1716	1830	1979	2138	2329	2545	1932	2172

Options: Specify & Add

KT	Optional Knee-Tilt Control											\$	183
----	----------------------------	--	--	--	--	--	--	--	--	--	--	----	-----

GUEST CHAIR	106	28	26½	42	21	18	18½	28	32	23.69
-------------	-----	----	-----	----	----	----	-----	----	----	-------

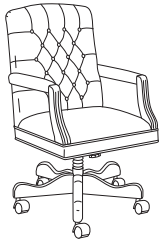

Description

- High Grade Polyurethane Foam

List Price/Grade	COM	1	2	3	4	5	6	7	8	9	10	L1	L2
Single Upholstery	2.50	\$ 1184	1270	1342	1411	1514	1627	1776	1936	2126	2342	1730	1970

For ordering options, refer to the back of the seating identification card.
 For knee tilt control options, see page 7.
 For upholstery options, see pages 10-16.

Item	Model No.	Chair Width	Chair Depth	Chair Height	Seat Width	Seat Depth	Seat Height	Arm Height	Ship Wt	Cubic Ft
MANAGEMENT SWIVEL TILT	112TB	25	28½	40-44	18½	18	16-20	27-30	52	24.76


Description

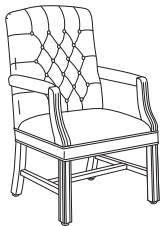
- Gas Lift
- Swivel Tilt Control with Adjustable Tension Spring
- Tufted Back
- High Grade Polyurethane Foam
- 5-Star Base with Decorative Hardwood Caps
- Brass Hooded Dual Wheel Casters Standard
- Silver Casters Available

List Price/Grade	COM	1	2	3	4	5	6	7	8	9	10	L1	L2
Single Upholstery	2.75 \$	1617	1710	1789	1866	1979	2103	2268	2443	2653	2890	2216	2480

Options: Specify & Add

KT	Optional Knee-Tilt Control											\$	183
----	----------------------------	--	--	--	--	--	--	--	--	--	--	----	-----

GUEST CHAIR	116TB	25	27½	41½	19	18	17½	28	32	23.15
-------------	-------	----	-----	-----	----	----	-----	----	----	-------

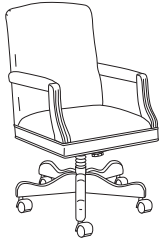

Description

- Tufted Back
- High Grade Polyurethane Foam

List Price/Grade	COM	1	2	3	4	5	6	7	8	9	10	L1	L2
Single Upholstery	2.75 \$	1354	1448	1527	1603	1716	1841	2006	2180	2390	2628	1954	2217

For ordering options, refer to the back of the seating identification card.
 For knee tilt control options, see page 7.
 For upholstery options, see pages 10-16.

Item	Model No.	Chair Width	Chair Depth	Chair Height	Seat Width	Seat Depth	Seat Height	Arm Height	Ship Wt	Cubic Ft
MANAGEMENT SWIVEL TILT	112	25	28½	40-44	18½	18	16-20	27-30	52	24.76


Description

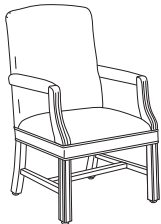
- Gas Lift
- Swivel Tilt Control with Adjustable Tension Spring
- High Grade Polyurethane Foam
- 5-Star Base with Decorative Hardwood Caps
- Brass Hooded Dual Wheel Casters Standard
- Silver Casters Available

List Price/Grade	COM	1	2	3	4	5	6	7	8	9	10	L1	L2
Single Upholstery	2.75	\$ 1502	1596	1675	1751	1865	1989	2154	2329	2539	2776	2102	2366

Options: Specify & Add

KT	Optional Knee-Tilt Control											\$	183
----	----------------------------	--	--	--	--	--	--	--	--	--	--	----	-----

GUEST CHAIR	116	25	27½	41½	19	18	17½	28	32	23.15
-------------	-----	----	-----	-----	----	----	-----	----	----	-------


Description

- High Grade Polyurethane Foam

List Price/Grade	COM	1	2	3	4	5	6	7	8	9	10	L1	L2
Single Upholstery	2.75	\$ 1209	1303	1382	1458	1571	1696	1860	2035	2245	2483	1809	2072

For ordering options, refer to the back of the seating identification card.
 For knee tilt control options, see page 7.
 For upholstery options, see pages 10-16.

Occasional Tables

How to Order

See Individual Series



Warm and Inviting


Finish Options

See Individual Series for Options to Apply

VENEER FINISH (W)



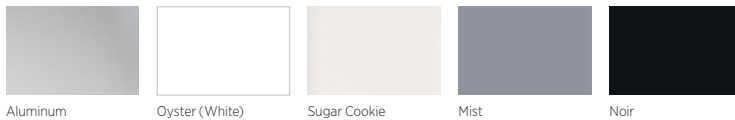
COMPOSITE VENEER (CV)




LAMINATE OPTIONS (P)



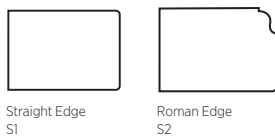
METAL FRAME OPTIONS



Solid Surface Color Options (S)



Solid Surface Edge Options



TOPS

Jot™ offers three surface materials to meet the demands and style of today's work environments, wood veneer, laminate, and solid-surface. The wood veneer tops are of select grade sliced Black Walnut, Wenge, Cherry, or Maple species. These veneers are book-matched, slip-matched, or quarter cut to assure each veneer face offers the proper balance and consistency. Tops are 3/4" with veneer edge bands. The laminate top surfaces offer eighteen choices that provide a transitional and contemporary look. Laminate tops are 3/4" with 1 mm PVC edge bands. The solid surface tops are 3/4" and available in six contemporary colors and two edge styles.

BASES

Bases are manufactured using 3/4" steel frames. All joints are mitered and fully welded for maximum strength and durability. Each piece is powder coated in your choice of five standard colors.

CONSTRUCTION

Tops are securely fastened to the metal bases with metal screws.

FINISH

Veneer tops feature Ultra-Violet finish on all exposed surfaces by utilizing roll-coat UV technology. Our durable UVAdvantage® finish makes surfaces less likely to be damaged by abrasions, scratches, water, alcohol, stains, and common chemicals. Our UVAdvantage® finish magnifies the beauty of our wood finishes and reduces the darkening, aging, and yellowing process of wood furniture that naturally occurs over time. Frames feature a powder coat finish that provides both a contemporary decorative accent and corrosion resistance.

HOW TO ORDER

410-2020CT	SUGAR COOKIE	TN	S2	To Order Specify:
				1) Model Number
Model #	Base Option	Top	Edge	2) Base Option
				3) Top Option
				4) Edge Profile (if applicable)

TOP OPTIONS

Standard Veneers (W)		Laminates (T)		Composite Veneers (CV)	
AC	Autumn Cherry	AS	Asian Night	JW	Java Wenge
BC	Bourbon Cherry	BL	Black	SW	Sunglow Walnut
DC	Dark Cherry	CF	Cherry Finish		
GC	Golden Cherry	CO	Columbian Walnut		Solid Surface Colors (S)
CM	Clear Maple	EF	Espresso	AR	Arroyo
LM	Light Maple	GC	Golden Cherry	IC	Icy White
AW	Artisan Walnut	JM	Jewel Mahogany	PE	Pebble Beach
CO	Columbian Walnut	LG	Light Gray	SE	Sedona
EW	Espresso Walnut	LM	Light Maple	SN	Starry Night
HW	Harvest Walnut	OK	New Age Oak	TN	Tundra
LW	Legacy Walnut	SG	Slate Grey		
MW	Mahogany on Walnut	SM	Sugar Maple		
		TK	Studio Teak		
		WC	Williamsburg Cherry		
		WH	Designer White		
		XU	Xanadu		
		ZB	Zanzibar		

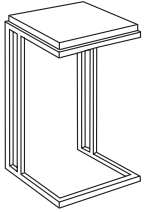
METAL BASE OPTIONS

Mist	Sugar Cookie
Noir	Aluminum
Oyster	

SOLID SURFACE EDGES

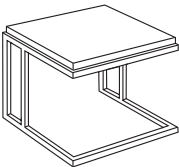
S1	Straight
S2	Roman

Item	Model No.	W	D	H	K	R	Ship Wt	Cubic Ft	List Price
AUXILIARY TABLE	410-1412AT	12½	14	26½	-	-	46	8.60	W \$ 920 T \$ 818 CV\$ 1008 S \$ 1491


Description

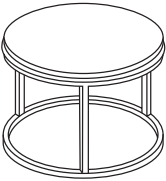
- Decorative Metal Base
- Nylon Glide

SQUARE END TABLE	410-2424ET	24	24	20	-	-	46	8.60	W \$ 986 T \$ 808 CV\$ 1120 S \$ 1745
	410-1818ET	18	18	20	-	-	34	5.10	W \$ 887 T \$ 753 CV\$ 1016 S \$ 1452


Description

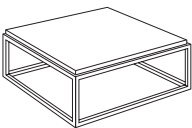
- Decorative Metal Base
- Nylon Glide

CIRCULAR END TABLE	410-2020CT	20	20	20	-	-	36	6.20	W \$ 934 T \$ 732 CV\$ 1059 S \$ 2727
--------------------	------------	----	----	----	---	---	----	------	--


Description

- Decorative Metal Base
- Adjustable Levelers

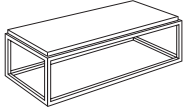
SQUARE COCKTAIL TABLE	410-3636SQ	36	36	15	-	-	68	13.40	W \$ 1170 T \$ 965 CV\$ 1380 S \$ 2894
-----------------------	------------	----	----	----	---	---	----	-------	---


Description

- Decorative Metal Base
- Nylon Glide

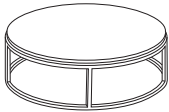
For ordering options, see back of Occasional Table Identification card at the beginning of section and page 97.

Item	Model No.	W	D	H	K	R	Ship Wt	Cubic Ft	List Price	
RECTANGULAR COCKTAIL TABLE	410-2248MT	48	22	15	-	-	92	11.00	W \$	1090
									T \$	921
									CV\$	1228
									S \$	2367


Description

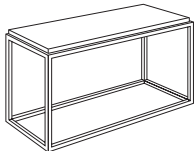
- Decorative Metal Base
- Nylon Glide

CIRCULAR COCKTAIL TABLE	410-3636CT	36	36	15	-	-	68	13.40	W \$	1161
									T \$	912
									CV\$	1365
									S \$	4167


Description

- Decorative Metal Base
- Adjustable Levelers

SOFA TABLE	410-1848ST	48	18	28	-	-	86	17.40	W \$	1180
									T \$	992
									CV\$	1323
									S \$	2244


Description

- Decorative Metal Base
- Nylon Glide

For ordering options, see back of Occasional Table Identification card at the beginning of section and page 97.

TOPS

Topsy Turvy® offers surface materials to meet the demands and style of today's work environments, wood veneer, laminate, and solid-surface. Topsy tops are 1" thick while Turvy tops are 3/4" thick.

The wood veneer tops are of select grade sliced Black Walnut, Wenge, Cherry, or Maple species. These veneers are book-matched, slip-matched, or quarter cut to assure each veneer face offers the proper balance and consistency. All veneer tops have veneer edge bands with a self-edge.

The laminate top surfaces offer eighteen choices that provide a transitional and contemporary look. Laminate tops have 1 mm PVC edge bands with a self-edge.

Solid surface tops are available in six contemporary colors.

BASES

Bases are manufactured using steel frames. All joints are mitered and fully welded for maximum strength and durability. Each piece is powder coated in your choice of five standard colors.

CONSTRUCTION

Tops are securely fastened to the metal bases with metal screws.

FINISH

Veneer tops feature Ultra-Violet finish on all exposed surfaces by utilizing matte roll-coat UV technology. Our durable UVAdvantage® finish makes surfaces less likely to be damaged by abrasions, scratches, water, alcohol, stains, and common chemicals. Our UVAdvantage® finish magnifies the beauty of our wood finishes and reduces the darkening, aging, and yellowing process of wood furniture that naturally occurs over time.

Frames feature a powder coat finish that provides both a contemporary decorative accent and corrosion resistance.

HOW TO ORDER

521-4040MT

Aluminum

AS

To Order Specify:

|

|

|

1) Model Number

Model #

Base Option

Top Option

2) Base Option

3) Top Option

4) Edge Profile (if applicable)

TOP OPTIONS
Standard Veneers (W)

AC	Autumn Cherry
BC	Bourbon Cherry
DC	Dark Cherry
GC	Golden Cherry
CM	Clear Maple
LM	Light Maple
AW	Artisan Walnut
CO	Columbian Walnut
EW	Espresso Walnut
HW	Harvest Walnut
LW	Legacy Walnut
MW	Mahogany on Walnut

Laminates (L)

AS	Asian Night
BL	Black
CF	Cherry Finish
CO	Columbian Walnut
EF	Espresso
GC	Golden Cherry
JM	Jewel Mahogany
LG	Light Gray
LM	Light Maple
OK	New Age Oak
SG	Slate Grey
SM	Sugar Maple
WC	Williamsburg Cherry
WH	Designer White
XU	Xanadu
ZB	Zanzibar

Composite Veneers (CV)

JW	Java Wenge
SW	Sunglow Walnut

Solid Surface Colors (S)

AR	Arroyo
IC	Icy White
PE	Pebble Beach
SE	Sedona
SN	Starry Night
TN	Tundra

METAL BASE OPTIONS


 Aluminum
 Mist
 Noir

 Oyster
 Sugar Cookie

SOLID SURFACE EDGES

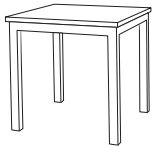
 S1 Straight
 S2 Roman

Item	Model No.	W	D	H	K	R	Ship Wt	Cubic Ft	List Price	
TOPSY SQUARE MAGAZINE TABLE	521-4040MT	40 ½	40 ½	18 ¾	-	-	78	20.40	W \$	1904
									P \$	1742
									CV\$	1999
									S \$	4412


Description

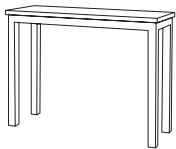
- Classic Square Metal Base
- 2" Powder Coated Steel
- Adjustable Levelers

TOPSY SQUARE END TABLE	521-2626ET	26 ¼	26 ¼	26 ¾	-	-	48	13.20	W \$	1603
									P \$	1516
									CV\$	1647
									S \$	2615


Description

- Classic Square Metal Base
- 2" Powder Coated Steel
- Adjustable Levelers

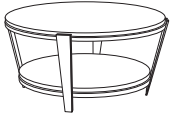
TOPSY RECTANGULAR CONSOLE TABLE	521-4014CT	40 ½	14	30 ¾	-	-	50	12.50	W \$	1700
									P \$	1622
									CV\$	1751
									S \$	2700


Description

- Classic Square Metal Base
- 2" Powder Coated Steel
- Adjustable Levelers

For ordering options, see back of Occasional Table Identification card at the beginning of section and page 100.

Item	Model No.	W	D	H	K	R	Ship Wt	Cubic Ft	List Price
TURVY ROUND MAGAZINE TABLE	521-4040RMT	40 ½	40 ½	18 ¾	-	-	63	20.40	W \$ 2035 P \$ 1604 CV\$ 2166 S \$ 5266


Description

- Tapered Steel Metal Base
- Lower Shelf for Storage

TURVY ROUND END TABLE	521-2626RET	26 ¼	26 ¼	26 ¾	-	-	36	13.20	W \$ 1574 P \$ 1375 CV\$ 1699 S \$ 3043
-----------------------	-------------	------	------	------	---	---	----	-------	--


Description

- Tapered Steel Metal Base
- Lower Shelf for Storage

TURVY ROUNDED CONSOLE TABLE	521-4014RCT	40 ½	14	30 ¾	-	-	38	12.50	W \$ 1786 P \$ 1546 CV\$ 1851 S \$ 2956
-----------------------------	-------------	------	----	------	---	---	----	-------	--


Description

- Tapered Steel Metal Base
- Lower Shelf for Storage

For ordering options, see back of Occasional Table Identification card at the beginning of section and page 100.

CONSTRUCTION

Marquee™ is manufactured using 1 1/2" x 1/2" steel frames. All joints are mitered and fully welded for maximum strength and durability. The highest grades of hardwoods are selected for tables.

FINISH

Marquee™ frames are available with chrome plating or powder coat finish. Both provide a contemporary decorative accent and corrosion resistance.

Marquee™ tables are finished in a multi-step process. All components are pre-sanded and stained with a selection of finishes designed to match Indiana Furniture casegood finishes. Tables are protected with our state of the art UV Advantage roll coat technology. All Indiana Furniture finish applications include AMP Anti-Microbial Protection to inhibit the growth of mold, mildew, fungus, and bacteria on wood surfaces, as well as odors caused by bacterial growth.

HOW TO ORDER

422-2424LT

|

Model #

MIST

|

Frame Option

AW

|

Finish Option

To Order Specify:

1) Model Number

2) Frame Option

3) Finish Option

METAL FRAME OPTIONS

Aluminum

Chrome

Mist

Noir

Oyster

Sugar Cookie

FINISH OPTIONS

CM Clear Maple

LM Light Maple

AW Artisan Walnut

CO Columbian Walnut

EW Espresso Walnut

HW Harvest Walnut

LW Legacy Walnut

MW Mahogany on Walnut

PW Presidential Walnut

TM Traditional Mahogany

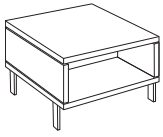
AC Autumn Cherry

BC Bourbon Cherry

DC Dark Cherry


GC Golden Cherry

Item	Model No.	W	D	H	K	R	Ship Wt	Cubic Ft	List Price
LAMP TABLE	422-2424LT	24	24	17 $\frac{1}{8}$	-	-	76	7.82	\$ 1892


Description


- Veneer Table

MAGAZINE TABLE	422-3636MT	36	36	13 $\frac{1}{8}$	-	-	125	13.37	\$ 2381
----------------	------------	----	----	------------------	---	---	-----	-------	---------


Description

- Veneer Table

MAGAZINE TABLE	422-2448MT	48	24	13 $\frac{1}{8}$	-	-	114	12.00	\$ 2423
----------------	------------	----	----	------------------	---	---	-----	-------	---------


Description

- Veneer Table

For ordering options, see back of Occasional Table Identification card at the beginning of section and page 103.

CONSTRUCTION

Cicero™ tables are constructed with 5-ply veneer tops, 1 5/32" thick, featuring the transitional Phoenix edge. Aprons are steam bent with Maple veneer faces. All Cicero™ legs are solid Maple hardwood and ship with nylon glides.

FINISH

The multi-step finish process provides years of lasting beauty. High quality finish materials offer distinctive grain clarity, superior resistance to normal wear, and ease of maintenance.

HOW TO ORDER

294-4222EMT
I
Model #

AC
I
Finish

To Order Specify:
1) Model Number
2) Wood Finish

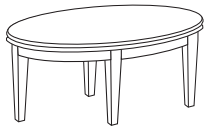
FINISH OPTIONS

CM Clear Maple
LM Light Maple

AC Autumn Cherry
BC Bourbon Cherry
DC Dark Cherry
GC Golden Cherry


AW Artisan Walnut
EW Espresso Walnut
HW Harvest Walnut
LW Legacy Walnut
MW Mahogany on Walnut
PW Presidential Walnut
TM Traditional Mahogany

Item	Model No.	W	D	H	K	R	Ship Wt	Cubic Ft	List Price
ELLIPTICAL MAGAZINE TABLE	294-4222EMT	42	22	16	-	-	48	14.40	\$ 1885


Description

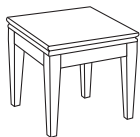
- Freestanding Magazine Table
- Hardwood Legs
- Ships Assembled

MAGAZINE TABLE	294-4222MT	42	22	16	-	-	33	3.70	\$ 1216
----------------	------------	----	----	----	---	---	----	------	---------


Description

- Freestanding Magazine Table
- Hardwood Legs
- Shipped KD - Some Assembly Required

LAMP TABLE	294-2222LT	22	22	22	-	-	27	2.40	\$ 929
------------	------------	----	----	----	---	---	----	------	--------


Description

- Freestanding Lamp Table
- Hardwood Legs
- Shipped KD - Some Assembly Required

	294-2622ET	26	22	22	-	-	36	2.80	\$ 978
--	------------	----	----	----	---	---	----	------	--------

Description


- Freestanding End Table
- Hardwood Legs
- Shipped KD - Some Assembly Required

ROUNDED END TABLE	294-2222RET	22	22	22	-	-	24	2.40	\$ 1287
-------------------	-------------	----	----	----	---	---	----	------	---------


Description

- Freestanding End Table
- Hardwood Legs
- Ships Assembled

CONSOLE TABLE	294-4216CT	42	16	30	-	-	36	3.90	\$ 1160
---------------	------------	----	----	----	---	---	----	------	---------


Description

- Freestanding Console Table
- Hardwood Legs
- Shipped KD - Some Assembly Required

For ordering options, see back of Occasional Table Identification card at the beginning of section and page 105.

CONSTRUCTION

Inspiration™ tables are constructed with 3-ply veneer tops, ¹³/₁₆" thick, featuring a self edge. Aprons are 3-ply veneer hardwood faces. Table legs are solid hardwood and ship with nylon glides.

FINISH

The multi-step finish process provides years of lasting beauty. High quality finish materials offer distinctive grain clarity, superior resistance to normal wear, and ease of maintenance.

HOW TO ORDER

48-2424LT

EW

To Order Specify:

|

|

1) Model Number

Model #


Finish

2) Finish

FINISH OPTIONS


AC	Autumn Cherry	CO	Columbian Walnut	MO	Medium Oak
AO	Aliso	DC	Dark Cherry	MW	Mahogany on Walnut
AS	Asian Night	EW	Espresso Walnut	OK	New Age Oak
AW	Artisan Walnut	GC	Golden Cherry	PW	Presidential Walnut
BC	Bourbon Cherry	HW	Harvest Walnut	SM	Sugar Maple
BL	Black	JR	Juniper Rain	TK	Studio Teak
CC	Classic Cherry	LM	Light Maple	WC	Williamsburg Cherry
CF	Cherry Finish	LO	Light Oak	YC	Yorkshire Cherry
CM	Clear Maple	LW	Legacy Walnut	ZB	Zanzibar

Item	Model No.	W	D	H	K	R	Ship Wt	Cubic Ft	List Price
LAMP TABLE	48-2424LT	24	24	21¾	-	-	27	2.40	\$ 904


Description

- Freestanding Lamp Table
- Hardwood Legs
- Shipped KD - Some Assembly Required

MAGAZINE TABLE	48-1836MT	36	18	15¾	-	-	28	2.80	\$ 839
----------------	-----------	----	----	-----	---	---	----	------	--------


Description

- Freestanding Magazine Table
- Harwood Legs
- Shipped KD - Some Assembly Required

For ordering options, see back of Occasional Table Identification card at the beginning of section and page 107.

Indiana[®]
FURNITURE

1224 Mill Street
PO Box 270
Jasper, Indiana 47547-0270
Tel 812.482.5727
Tol 800.422.5727
Fax 812.482.9035
sales@indianafurniture.com

www.indianafurniture.com



Federal Classification: Small Business